

SND Svensk Nationell Datatjänst



Institutional Trust 2012

Holmberg, Sören

Göteborgs universitet, Statsvetenskapliga institutionen

Weibull, Lennart

Göteborgs universitet, Institutionen för journalistik och masskommunikation

Metadata Production

Metadata Producer(s)	Swedish national data service
Production Date	April 2, 2014
Identification	SND0962-001

Table of Contents

Overview	4
Scope & Coverage	4
Producers & Sponsors	4
Sampling	4
Data Collection	4
Accessibility	5
File Description(s)	6
Förtroendebarmeter 2012	_____
Variable Group(s)	7
Study information	7
Background variables/constructed variables	7
Questions in web survey	7
Variables Description	13
Förtroendebarmeter 2012	_____

Institutional Trust 2012

Institutional Trust 2012

Overview	
Identification	SND0962-001
Abstract Since 1997, MedieAkademin has carried out an annual survey titled The Institutional Trust. The survey has focused on major social institutions, such as the parliament, big business, the daily press, and TV/radio, as well as some specific companies such as Sveriges Television, TV4, IKEA, Skandia, and Volvo. The number of institutions included has varied somewhat over the years. Some of the institutions and companies have been measured every year while others have been investigated more irregularly. The survey was carried out by TNS Sifo and involved 1017 individuals who answered a web survey between February 8 and 14, 2012. The survey comprised 43 institutions/ companies/media companies and political parties. The 2012 survey also included questions about to what extent some twenty professions as well as twenty individuals involved in Swedish media were trusted.	
Kind of Data	Surveydata: Oberoende undersökningar
Unit of Analysis	Individ

Scope & Coverage	
Keywords	förtroende, förtroende för regeringen, politisk åsikt, massmedia
Topics	massmedia, POLITIK
Time Period(s)	2012
Countries	Sverige
Universe Personer i åldrarna 16-74 år	

Producers & Sponsors	
Primary Investigator(s)	Holmberg, Sören, Göteborgs universitet, Statsvetenskapliga institutionen Weibull, Lennart, Göteborgs universitet, Institutionen för journalistik och masskommunikation
Other Producer(s)	Göteborgs universitet, Statsvetenskapliga institutionen MedieAkademin TNS Sifo

Sampling	
Sampling Procedure Sannolikhetsurval: obundet slumpmässigt urval (OSU)	

Data Collection	
Data Collection Dates	start 2012-02-08 end 2012-02-14
Time Period(s)	

Data Collection Mode	Självadministrerat frågeformulär: Webb-baserat
Data Collector(s)	TNS Sifo

Accessibility	
Distributor(s)	Svensk nationell datatjänst

File Description(s)

Dataset contains 1 file(s)

Förtroendebarmeter 2012	
Cases	1017
Variable(s)	102

Variable Group(s)

Dataset contains 3 group(s)

Study information			
#	Name	Label	Question
1	SND_studie	SND-studie 0962	-
2	SND_dataset	SND-dataset 0962-001	-
3	SND_version	SND version 2.1	-

Background variables/constructed variables			
#	Name	Label	Question
1	RESPONSEID	responseid	-
2	RESPID	respid	-
3	IND_ID	ind_id	-
4	STATUS	Status	-
5	WEIGHT	Weight	-
6	GENDER	Sex	-
7	ACTUALAGE	Age	-
8	KOMMUN	Municipality	-
9	Q5C	Political parties (merged)	-

Questions in web survey			
#	Name	Label	Question
1	Q1A_10	F.1AA Confidence in: The Government	How much confidence do you have in the way the following institutions and businesses do their job? - the Government
2	Q1A_7	F.1AB Confidence in: The daily press	How much confidence do you have in the way the following institutions and businesses do their job? - The daily press
3	Q1A_1	F.1AC Confidence in: The parliament	How much confidence do you have in the way the following institutions and businesses do their job? - the Parliament
4	Q1A_11	F.1AD Confidence in: The banks	How much confidence do you have in the way the following institutions and businesses do their job? - The Banks
5	Q1A_6	F.1AE Confidence in: Radio/TV	How much confidence do you have in the way the following institutions and businesses do their job? - Radio/TV
6	Q1A_5	F.1AF Confidence in: Big business	How much confidence do you have in the way the following institutions and businesses do their job? - Big business
7	Q1A_4	F.1AG Confidence in: Universities	How much confidence do you have in the way the following institutions and businesses do their job? - Universities
8	Q1A_8	F.1AH Confidence in: The trade unions	How much confidence do you have in the way the following institutions and businesses do their job? - The trade unions
9	Q1A_3	F.1AI Confidence in: The political parties	How much confidence do you have in the way the following institutions and businesses do their job? - The political parties
10	Q1A_9	F.1AJ Confidence in: The Church of Sweden	How much confidence do you have in the way the following institutions and businesses do their job? - The Church of Sweden

#	Name	Label	Question
11	Q1A_2	F.1AK Confidence in: EU commission	How much confidence do you have in the way the following institutions and businesses do their job? - EU commission
12	Q1A_12	F.1AL Confidence in: The Swedish Central Bank	How much confidence do you have in the way the following institutions and businesses do their job? - The Swedish Central Bank
13	Q1A_13	F.1AM Confidence in: The Royal family	How much confidence do you have in the way the following institutions and businesses do their job? - The Royal family
14	Q1A_14	F.1AN Confidence in: Health care	How much confidence do you have in the way the following institutions and businesses do their job? - Health care
15	Q1A_15	F.1AO Confidence in: The local morning paper where you live	How much confidence do you have in the way the following institutions and businesses do their job? - The local morning paper where you live
16	Q1B_1	F.1BA Confidence in: The Swedish Social Democratic Party	If you were to use the same scale to assess some other phenomena in Sweden, how would you place the following political parties? - The Swedish Social Democratic Party
17	Q1B_2	F.1BB Confidence in: Moderate Party	If you were to use the same scale to assess some other phenomena in Sweden, how would you place the following political parties? - Moderate Party
18	Q1B_3	F.1BC Confidence in: Sweden Democrats	If you were to use the same scale to assess some other phenomena in Sweden, how would you place the following political parties? - Sweden Democrats
19	Q1C_1	F.1CA Confidence in: Radio Sweden	If you were to use the same scale to assess some other phenomena in Sweden, how would you place the following media corporations? - Radio Sweden
20	Q1C_2	F.1CB Swedish Television	If you were to use the same scale to assess some other phenomena in Sweden, how would you place the following media corporations? - Swedish Television
21	Q1C_3	F.1CC Confidence in: TV4	If you were to use the same scale to assess some other phenomena in Sweden, how would you place the following media corporations? - TV4
22	Q1C_4	F.1CD Confidence in: TV3	If you were to use the same scale to assess some other phenomena in Sweden, how would you place the following media corporations? - TV3
23	Q1C_5	F.1CE Confidence in: Dagens Nyheter	If you were to use the same scale to assess some other phenomena in Sweden, how would you place the following media corporations? - Dagens Nyheter
24	Q1C_6	F.1CF Confidence in: Aftonbladet	If you were to use the same scale to assess some other phenomena in Sweden, how would you place the following media corporations? - Aftonbladet
25	Q1C_7	F.1CG Confidence in: The local morning paper where you live	If you were to use the same scale to assess some other phenomena in Sweden, how would you place the following media corporations? - The local morning paper where you live
26	Q1D_1	F.1DA Confidence in: IKEA	If you were to use the same scale to assess some other phenomena in Sweden, how would you place the following corporations? - IKEA
27	Q1D_2	F.1DB Confidence in: Volvo	If you were to use the same scale to assess some other phenomena in Sweden, how would you place the following corporations? - Volvo
28	Q1D_3	F.1DC Confidence in: Ericsson	If you were to use the same scale to assess some other phenomena in Sweden, how would you place the following corporations? - Ericsson
29	Q1D_4	F.1DD Confidence in: Coca-Cola	If you were to use the same scale to assess some other phenomena in Sweden, how would you place the following corporations? - Coca-Cola

#	Name	Label	Question
30	Q1D_5	F.1DE Confidence in: Skandia	If you were to use the same scale to assess some other phenomena in Sweden, how would you place the following corporations? - Skandia
31	Q1D_6	F.1DF Confidence in: Astra Zeneca	If you were to use the same scale to assess some other phenomena in Sweden, how would you place the following corporations? - Astra Zeneca
32	Q1D_7	F.1DG Confidence in: SAS	If you were to use the same scale to assess some other phenomena in Sweden, how would you place the following corporations? - SAS
33	Q1D_8	F.1DH Confidence in: H&M	If you were to use the same scale to assess some other phenomena in Sweden, how would you place the following corporations? - H&M
34	Q1D_9	F.1DI Confidence in: Saab	If you were to use the same scale to assess some other phenomena in Sweden, how would you place the following corporations? - Saab
35	Q1D_10	F.1DJ Confidence in: Vattenfall	If you were to use the same scale to assess some other phenomena in Sweden, how would you place the following corporations? - Vattenfall
36	Q1D_11	F.1DK Confidence in: SJ	If you were to use the same scale to assess some other phenomena in Sweden, how would you place the following corporations? - SJ
37	Q1D_12	F.1DL Confidence in: TeliaSonera	If you were to use the same scale to assess some other phenomena in Sweden, how would you place the following corporations? - TeliaSonera
38	Q1E_1	F.1EA Confidence in: The Swedish Public Employment Service	If you were to use the same scale to assess some other phenomena in Sweden, how would you place the following authorities? - The Swedish Public Employment Service
39	Q1E_2	F.1EB Confidence in: The Swedish Social Insurance Agency	If you were to use the same scale to assess some other phenomena in Sweden, how would you place the following authorities? - The Swedish Social Insurance Agency
40	Q1E_3	F.1EC Confidence in: The tax authorities	If you were to use the same scale to assess some other phenomena in Sweden, how would you place the following authorities? - The tax authorities
41	Q1C2_1	F.1FA Confidence in: aftonbladet.se	If you were to use the same scale to assess some other phenomena in Sweden, how would you place the following online sites? - aftonbladet.se
42	Q1C2_2	F.1FB Confidence in: Google	If you were to use the same scale to assess some other phenomena in Sweden, how would you place the following online sites? - Google
43	Q1C2_3	F.1FC Confidence in: Facebook	If you were to use the same scale to assess some other phenomena in Sweden, how would you place the following online sites? - Facebook
44	Q1C2_4	F.1FD Confidence in: Wikipedia	If you were to use the same scale to assess some other phenomena in Sweden, how would you place the following online sites? - Wikipedia
45	QB1A_1	F.1GA Confidence in: Lawyers	Listed below are a number of professions. Please indicate how much confidence you have for the skills of members of these professions. - Lawyers
46	QB1A_2	F.1GB Confidence in: Architects	Listed below are a number of professions. Please indicate how much confidence you have for the skills of members of these professions. - Architects
47	QB1A_3	F.1GC Confidence in: Designer	Listed below are a number of professions. Please indicate how much confidence you have for the skills of members of these professions. - Designer

#	Name	Label	Question
48	QB1A_4	F.1GD Confidence in: Judges	Listed below are a number of professions. Please indicate how much confidence you have for the skills of members of these professions. - Judges
49	QB1A_5	F.1GE Confidence in: Economists	Listed below are a number of professions. Please indicate how much confidence you have for the skills of members of these professions. - Economists
50	QB1A_6	F.1GF Confidence in: Researchers	Listed below are a number of professions. Please indicate how much confidence you have for the skills of members of these professions. - Researchers
51	QB1A_7	F.1GG Confidence in: Corporate leaders	Listed below are a number of professions. Please indicate how much confidence you have for the skills of members of these professions. - Corporate leaders
52	QB1A_8	F.1GH Confidence in: Engineers	Listed below are a number of professions. Please indicate how much confidence you have for the skills of members of these professions. - Engineers
53	QB1A_9	F.1GI Confidence in: Journalists	Listed below are a number of professions. Please indicate how much confidence you have for the skills of members of these professions. - Journalists
54	QB1A_10	F.1GJ Confidence in: Doctors	Listed below are a number of professions. Please indicate how much confidence you have for the skills of members of these professions. - Doctors
55	QB1A_11	F.1GK Confidence in: Teachers	Listed below are a number of professions. Please indicate how much confidence you have for the skills of members of these professions. - Teachers
56	QB1A_12	F.1GL Confidence in: Military officers	Listed below are a number of professions. Please indicate how much confidence you have for the skills of members of these professions. - Military officers
57	QB1A_13	F.1GM Confidence in: Police	Listed below are a number of professions. Please indicate how much confidence you have for the skills of members of these professions. - Police
58	QB1A_14	F.1GN Confidence in: Priests	Listed below are a number of professions. Please indicate how much confidence you have for the skills of members of these professions. - Priests
59	QB1A_15	F.1GO Confidence in: Psychiatrists	Listed below are a number of professions. Please indicate how much confidence you have for the skills of members of these professions. - Psychiatrists
60	QB1A_16	F.1GP Confidence in: Psychologists	Listed below are a number of professions. Please indicate how much confidence you have for the skills of members of these professions. - Psychologists
61	QB1A_17	F.1GQ Confidence in: Nurses	Listed below are a number of professions. Please indicate how much confidence you have for the skills of members of these professions. - Nurses
62	QB1A_18	F.1GR Confidence in: Graduated social workers	Listed below are a number of professions. Please indicate how much confidence you have for the skills of members of these professions. - Graduated social workers
63	QB1A_19	F.1GS Confidence in: University lecturers	Listed below are a number of professions. Please indicate how much confidence you have for the skills of members of these professions. - University lecturers
64	QB1B_1	F.1HA Confidence in: Eva Hamilton	Now we would like to also ask you to specify your confidence in the following persons' way of working. If you do not know of them, you can also specify that you have no opinion. - Eva Hamilton, Swedish Television
65	QB1B_2	F.1HB Confidence in: Mats Svegfors	Now we would like to also ask you to specify your confidence in the following persons' way of working. If you do not know of them, you can also specify that you have no opinion. - Mats Svegfors, Radio Sweden

#	Name	Label	Question
66	QB1B_3	F.1HC Confidence in: Gunilla Herlitz	Now we would like to also ask you to specify your confidence in the following persons' way of working. If you do not know of them, you can also specify that you have no opinion. - Gunilla Herlitz, DN
67	QB1B_4	F.1HD Confidence in: Peter Wolodarski	Now we would like to also ask you to specify your confidence in the following persons' way of working. If you do not know of them, you can also specify that you have no opinion. - Peter Wolodarski, DN
68	QB1B_5	F.1HE Confidence in: Lena Samuelsson	Now we would like to also ask you to specify your confidence in the following persons' way of working. If you do not know of them, you can also specify that you have no opinion. - Lena Samuelsson, SvD
69	QB1B_6	F.1HF Confidence in: Peter Hjörne	Now we would like to also ask you to specify your confidence in the following persons' way of working. If you do not know of them, you can also specify that you have no opinion. - Peter Hjörne, GP
70	QB1B_7	F.1HG Confidence in: Jan Josefsson	Now we would like to also ask you to specify your confidence in the following persons' way of working. If you do not know of them, you can also specify that you have no opinion. - Jan Josefsson, SVT
71	QB1B_8	F.1HH Confidence in: Anna Hedenmo	Now we would like to also ask you to specify your confidence in the following persons' way of working. If you do not know of them, you can also specify that you have no opinion. - Anna Hedenmo, SVT
72	QB1B_9	F.1HI Confidence in: Fredrik Skavlan	Now we would like to also ask you to specify your confidence in the following persons' way of working. If you do not know of them, you can also specify that you have no opinion. - Fredrik Skavlan, SVT
73	QB1B_10	F.1HJ Confidence in: Jan Helin	Now we would like to also ask you to specify your confidence in the following persons' way of working. If you do not know of them, you can also specify that you have no opinion. - Jan Helin, Aftonbladet
74	QB1B_11	F.1HK Confidence in: Thomas Mattson	Now we would like to also ask you to specify your confidence in the following persons' way of working. If you do not know of them, you can also specify that you have no opinion. - Thomas Mattson, Expressen
75	QB1B_12	F.1HL Confidence in: Jan Guillou	Now we would like to also ask you to specify your confidence in the following persons' way of working. If you do not know of them, you can also specify that you have no opinion. - Jan Guillou, columnist
76	QB1B_13	F.1HM Confidence in: Åsa Linderborg	Now we would like to also ask you to specify your confidence in the following persons' way of working. If you do not know of them, you can also specify that you have no opinion. - Åsa Linderborg, Aftonbladet
77	QB1B_14	F.1HN Confidence in: Jan Scherman	Now we would like to also ask you to specify your confidence in the following persons' way of working. If you do not know of them, you can also specify that you have no opinion. - Jan Scherman, TV4
78	QB1B_15	F.1HO Confidence in: Robert Aschberg	Now we would like to also ask you to specify your confidence in the following persons' way of working. If you do not know of them, you can also specify that you have no opinion. - Robert Aschberg, TV3
79	QB1B_16	F.1HP Confidence in: Cristina Stenbeck	Now we would like to also ask you to specify your confidence in the following persons' way of working. If you do not know of them, you can also specify that you have no opinion. - Cristina Stenbeck, MTG
80	QB1B_17	F.1HQ Confidence in: Göran Greijder	Now we would like to also ask you to specify your confidence in the following persons' way of working. If you

#	Name	Label	Question
			do not know of them, you can also specify that you have no opinion. - Göran Greider, Dala-Demokraten
81	QB1B_18	F.1HR Confidence in: Amelia Adamo	Now we would like to also ask you to specify your confidence in the following persons' way of working. If you do not know of them, you can also specify that you have no opinion. - Amelia Adamo, Amelia m fl magasin
82	QB1B_19	F.1HS Confidence in: Ola Sigvardsson	Now we would like to also ask you to specify your confidence in the following persons' way of working. If you do not know of them, you can also specify that you have no opinion. - Ola Sigvardsson, PO
83	QB1B_20	F.1HT Confidence in: Cecilia Uddén	Now we would like to also ask you to specify your confidence in the following persons' way of working. If you do not know of them, you can also specify that you have no opinion. - Cecilia Uddén, Winner of the Swedish Grand Prize for Journalism
84	Q5A	F.2A Political party sympathy	Which party do you like best today?
85	Q5B	F.2B Closest political party	Which political party do you lean towards?
86	Q6	F.3 Current family category	If you had to describe your current family, which of the following categories do you think best applies?
87	PNR	F.4 ZIP code	What is your ZIP code?
88	UTB	F.5 Education level	What is your highest level of completed education?
89	PERSINKOMST	F.6 Income	What is your personal income per month?
90	HHINKOMST	F.7 Household's income	What is your household's income per month?

Variables Description

Dataset contains 102 variable(s)

File : Förtroendebarmeter 2012

SND_studie: SND-studie 0962

		SND-studie 0962: Förtroendebarmeter 2012	
Value	Label	Cases	Percentage
962	SND 0962	1017	100.0%
<i>Warning: these figures indicate the number of cases found in the data file. They cannot be interpreted as summary statistics of the population of interest.</i>			
Information	[Type: discrete] [Format: numeric] [Range: 962- 962] [Missing: *]		
Statistics [NW/ W]	[Valid: 1017 /-] [Invalid: 0 /-]		

SND_dataset: SND-dataset 0962-001

		SND-dataset 0962-001: Förtroendebarmeter 2012	
Value	Label	Cases	Percentage
1	SND 0962-001	1017	100.0%
<i>Warning: these figures indicate the number of cases found in the data file. They cannot be interpreted as summary statistics of the population of interest.</i>			
Information	[Type: discrete] [Format: numeric] [Range: 1- 1] [Missing: *]		
Statistics [NW/ W]	[Valid: 1017 /-] [Invalid: 0 /-]		

SND_version: SND version 2.1

		SND version 2.0 april 2014	
Notes	Lables, questions and response alternatives translated into english		
Value	Label	Cases	Percentage
2	Version 2.1	1017	100.0%
<i>Warning: these figures indicate the number of cases found in the data file. They cannot be interpreted as summary statistics of the population of interest.</i>			
Information	[Type: discrete] [Format: numeric] [Range: 2- 2] [Missing: *]		
Statistics [NW/ W]	[Valid: 1017 /-] [Invalid: 0 /-]		

RESPONSEID: responseid

		Respondent-ID	
Information	[Type: discrete] [Format: numeric] [Range: 3- 1169] [Missing: *]		
Statistics [NW/ W]	[Valid: 1017 /-] [Invalid: 0 /-] [Mean: 557.929 /-] [StdDev: 324.912 /-]		

RESPID: respid

		Respondent-ID	
Information	[Type: discrete] [Format: numeric] [Range: 3- 2491] [Missing: *]		
Statistics [NW/ W]	[Valid: 1017 /-] [Invalid: 0 /-] [Mean: 1250.101 /-] [StdDev: 726.059 /-]		

IND_ID: ind_id

		Respondent-ID	
Information	[Type: discrete] [Format: character] [Missing: *]		
Statistics [NW/ W]	[Valid: 1017 /-] [Invalid: 0 /-]		

File : Förtroendebarmeter 2012

STATUS: Status

		Status		
Value	Label	Cases	Percentage	
complete	complete	1017	100.0%	
<i>Warning: these figures indicate the number of cases found in the data file. They cannot be interpreted as summary statistics of the population of interest.</i>				
Information		[Type: discrete] [Format: character] [Missing: *]		
Statistics [NW/ W]		[Valid: 1017 /-] [Invalid: 0 /-]		

WEIGHT: Weight

		Viktvariabel		
Value	Label	Cases	Percentage	
0.55292		8	0.8%	
0.57518		9	0.9%	
0.59243		18	1.8%	
0.61629		15	1.5%	
0.64133		18	1.8%	
0.64642		10	1.0%	
0.65169		13	1.3%	
0.67244		7	0.7%	
0.67793		23	2.3%	
0.68716		29	2.9%	
0.69431		25	2.5%	
0.72647		15	1.5%	
0.73153		10	1.0%	
0.73822		20	2.0%	
0.74393		25	2.5%	
0.74586		15	1.5%	
0.74977		22	2.2%	
0.75572		14	1.4%	
0.75589		33	3.2%	
0.76099		5	0.5%	
0.76794		22	2.2%	
0.79916		28	2.8%	
0.81172		16	1.6%	
0.81834		26	2.6%	
0.84263		22	2.2%	
0.8485		16	1.6%	
0.85625		28	2.8%	
0.87198		11	1.1%	
0.87909		28	2.8%	
0.91224		17	1.7%	
0.9186		18	1.8%	
0.92699		31	3.0%	
0.9699		12	1.2%	

File : Förtroendebarmeter 2012

WEIGHT: Weight

Value	Label	Cases	Percentage
0.97997		22	2.2%
0.9868		12	1.2%
0.99581		41	4.0%
1.03921		24	2.4%
1.05734		10	1.0%
1.1329		9	0.9%
1.1339		6	0.6%
1.13457		7	0.7%
1.14315		20	2.0%
1.21565		15	1.5%
1.23613		7	0.7%
1.2401		5	0.5%
1.24621		17	1.7%
1.27433		17	1.7%
1.28321		10	1.0%
1.29493		28	2.8%
1.32642		3	0.3%
1.32872		17	1.7%
1.33724		14	1.4%
1.38922		9	0.9%
1.3989		4	0.4%
1.41168		8	0.8%
1.44979		8	0.8%
1.46161		11	1.1%
1.49069		5	0.5%
1.50108		6	0.6%
1.51479		11	1.1%
1.59115		5	0.5%
1.62934		9	0.9%
1.64069		2	0.2%
1.65568		7	0.7%
1.70486		6	0.6%
1.8602		2	0.2%
1.87538		14	1.4%
2.09058		7	0.7%
2.10515		2	0.2%
2.12438		8	0.8%

Warning: these figures indicate the number of cases found in the data file. They cannot be interpreted as summary statistics of the population of interest.

Information	[Type: discrete] [Format: numeric] [Range: 0.553- 2.124] [Missing: *]
Statistics [NW/ W]	[Valid: 1017 /-] [Invalid: 0 /-] [Mean: 0.983 /-] [StdDev: 0.326 /-]

File : Förtroendebarmeter 2012

GENDER: Sex

		Kön	
Value	Label	Cases	Percentage
1	Man	512	50.3%
2	Woman	505	49.7%

Warning: these figures indicate the number of cases found in the data file. They cannot be interpreted as summary statistics of the population of interest.

Information	[Type: discrete] [Format: numeric] [Range: 1- 2] [Missing: *]
Statistics [NW/ W]	[Valid: 1017 /-] [Invalid: 0 /-]

ACTUALAGE: Age

		Ålder	
Value	Label	Cases	Percentage
16		2	0.2%
17		1	0.1%
18		16	1.6%
19		13	1.3%
20		9	0.9%
21		13	1.3%
22		15	1.5%
23		19	1.9%
24		20	2.0%
25		9	0.9%
26		9	0.9%
27		7	0.7%
28		5	0.5%
29		11	1.1%
30		13	1.3%
31		17	1.7%
32		16	1.6%
33		16	1.6%
34		17	1.7%
35		13	1.3%
36		9	0.9%
37		12	1.2%
38		16	1.6%
39		24	2.4%
40		13	1.3%
41		29	2.9%
42		17	1.7%
43		19	1.9%
44		21	2.1%
45		15	1.5%
46		21	2.1%
47		18	1.8%

File : Förtroendebarmeter 2012

ACTUALAGE: Age

Value	Label	Cases	Percentage
48		15	1.5%
49		32	3.1%
50		20	2.0%
51		21	2.1%
52		19	1.9%
53		19	1.9%
54		28	2.8%
55		22	2.2%
56		22	2.2%
57		21	2.1%
58		22	2.2%
59		20	2.0%
60		18	1.8%
61		22	2.2%
62		22	2.2%
63		28	2.8%
64		22	2.2%
65		22	2.2%
66		26	2.6%
67		24	2.4%
68		15	1.5%
69		22	2.2%
70		28	2.8%
71		18	1.8%
72		12	1.2%
73		11	1.1%
74		11	1.1%

Warning: these figures indicate the number of cases found in the data file. They cannot be interpreted as summary statistics of the population of interest.

Information [Type: discrete] [Format: numeric] [Range: 16- 74] [Missing: *]

Statistics [NW/ W] [Valid: 1017 /-] [Invalid: 0 /-]

KOMMUN: Municipality

Kommunkod

Value	Label	Cases	Percentage
114	Upplands Väsby	3	0.3%
115	Vallentuna	3	0.3%
117	Österåker	5	0.5%
120	Värmdö	7	0.7%
123	Järfälla	7	0.7%
125	Ekerö	3	0.3%
126	Huddinge	9	0.9%
127	Botkyrka	11	1.1%

File : Förtroendebarmeter 2012

KOMMUN: Municipality

Value	Label	Cases	Percentage
128	Salem	3	0.3%
136	Haninge	5	0.5%
138	Tyresö	6	0.6%
139	Upplands-Bro	1	0.1%
140	Nykvarn	1	0.1%
160	Täby	6	0.6%
162	Danderyd	1	0.1%
163	Sollentuna	10	1.0%
180	Stockholm	79	7.8%
181	Södertälje	9	0.9%
182	Nacka	8	0.8%
183	Sundbyberg	1	0.1%
184	Solna	5	0.5%
186	Lidingö	4	0.4%
188	Norrtälje	3	0.3%
191	Sigtuna	3	0.3%
192	Nynäshamn	5	0.5%
319	Älvkarleby	1	0.1%
330	Knivsta	1	0.1%
331	Heby	3	0.3%
360	Tierp	3	0.3%
380	Uppsala	29	2.9%
381	Enköping	1	0.1%
382	Östhammar	2	0.2%
428	Vingåker	2	0.2%
461	Gnesta	1	0.1%
480	Nyköping	10	1.0%
481	Oxelösund	2	0.2%
482	Flen	3	0.3%
483	Katrineholm	3	0.3%
484	Eskilstuna	12	1.2%
486	Strängnäs	4	0.4%
488	Trosa	2	0.2%
509	Ödeshög	1	0.1%
512	Ydre	1	0.1%
513	Kinda	2	0.2%
561	Åtvidaberg	1	0.1%
562	Finspång	1	0.1%
563	Valdemarsvik	1	0.1%
580	Linköping	17	1.7%
581	Norrköping	14	1.4%
582	Söderköping	2	0.2%
583	Motala	8	0.8%

File : Förtroendebarmeter 2012

KOMMUN: Municipality

Value	Label	Cases	Percentage
617	Gnosjö	1	0.1%
642	Mullsjö	1	0.1%
662	Gislaved	2	0.2%
680	Jönköping	19	1.9%
682	Nässjö	5	0.5%
683	Värnamo	2	0.2%
684	Sävsjö	1	0.1%
685	Vetlanda	4	0.4%
686	Eksjö	4	0.4%
687	Tranås	1	0.1%
760	Uppvidinge	2	0.2%
765	Älmhult	1	0.1%
767	Markaryd	2	0.2%
780	Växjö	8	0.8%
781	Ljungby	3	0.3%
834	Torsås	2	0.2%
860	Hultsfred	1	0.1%
861	Mönsterås	1	0.1%
862	Emmaboda	1	0.1%
880	Kalmar	14	1.4%
882	Oskarshamn	6	0.6%
883	Västervik	6	0.6%
884	Vimmerby	1	0.1%
885	Borgholm	2	0.2%
980	Gotland	7	0.7%
1060	Olofström	3	0.3%
1080	Karlskrona	4	0.4%
1081	Ronneby	4	0.4%
1082	Karlshamn	3	0.3%
1083	Sölvesborg	1	0.1%
1214	Svalöv	4	0.4%
1230	Staffanstorps	1	0.1%
1231	Burlöv	1	0.1%
1233	Vellinge	7	0.7%
1260	Bjuv	1	0.1%
1261	Kävlinge	1	0.1%
1262	Lomma	3	0.3%
1263	Svedala	5	0.5%
1264	Skurup	3	0.3%
1265	Sjöbo	1	0.1%
1266	Hörby	1	0.1%
1267	Höör	2	0.2%
1270	Tomelilla	1	0.1%

File : Förtroendebarmeter 2012

KOMMUN: Municipality

Value	Label	Cases	Percentage
1272	Bromölla	1	0.1%
1273	Osby	1	0.1%
1278	Båstad	1	0.1%
1280	Malmö	24	2.4%
1281	Lund	14	1.4%
1282	Landskrona	4	0.4%
1283	Helsingborg	15	1.5%
1284	Höganäs	5	0.5%
1285	Eslöv	7	0.7%
1286	Ystad	2	0.2%
1287	Trelleborg	3	0.3%
1290	Kristianstad	9	0.9%
1291	Simrishamn	3	0.3%
1292	Ängelholm	1	0.1%
1293	Hässleholm	1	0.1%
1380	Halmstad	15	1.5%
1381	Laholm	1	0.1%
1382	Falkenberg	3	0.3%
1383	Varberg	10	1.0%
1384	Kungsbacka	9	0.9%
1401	Härryda	8	0.8%
1407	Öckerö	1	0.1%
1415	Stenungsund	3	0.3%
1419	Tjörn	2	0.2%
1421	Orust	2	0.2%
1427	Sotenäs	2	0.2%
1430	Munkedal	3	0.3%
1435	Tanum	1	0.1%
1440	Ale	4	0.4%
1441	Lerum	7	0.7%
1442	Vårgårda	2	0.2%
1443	Bollebygd	1	0.1%
1446	Karlsborg	1	0.1%
1452	Tranemo	1	0.1%
1461	Mellerud	1	0.1%
1462	Lilla Edet	3	0.3%
1463	Mark	3	0.3%
1470	Vara	3	0.3%
1480	Göteborg	56	5.5%
1481	Mölndal	3	0.3%
1482	Kungälv	3	0.3%
1484	Lysekil	1	0.1%
1485	Uddevalla	1	0.1%

File : Förtroendebarmeter 2012

KOMMUN: Municipality

Value	Label	Cases	Percentage
1486	Strömstad	2	0.2%
1487	Vänersborg	3	0.3%
1488	Trollhättan	4	0.4%
1489	Alingsås	4	0.4%
1490	Borås	10	1.0%
1491	Ulricehamn	1	0.1%
1492	Åmål	1	0.1%
1493	Mariestad	2	0.2%
1494	Lidköping	5	0.5%
1495	Skara	1	0.1%
1496	Skövde	7	0.7%
1498	Tidaholm	1	0.1%
1499	Falköping	2	0.2%
1737	Torsby	1	0.1%
1761	Hammarö	1	0.1%
1764	Grums	1	0.1%
1766	Sunne	1	0.1%
1780	Karlstad	15	1.5%
1781	Kristinehamn	3	0.3%
1783	Hagfors	2	0.2%
1784	Arvika	3	0.3%
1785	Säffle	1	0.1%
1814	Lekeberg	1	0.1%
1860	Laxå	1	0.1%
1861	Hallsberg	3	0.3%
1862	Degerfors	1	0.1%
1863	Hällefors	2	0.2%
1880	Örebro	10	1.0%
1881	Kumla	4	0.4%
1882	Askersund	3	0.3%
1883	Karlskoga	2	0.2%
1885	Lindesberg	1	0.1%
1907	Surahammar	1	0.1%
1960	Kungsör	1	0.1%
1961	Hallstahammar	2	0.2%
1962	Norberg	1	0.1%
1980	Västerås	15	1.5%
1981	Sala	4	0.4%
1982	Fagersta	1	0.1%
1983	Köping	2	0.2%
1984	Arboga	1	0.1%
2021	Vansbro	2	0.2%
2023	Malung-Sälen	5	0.5%

File : Förtroendebarmeter 2012

KOMMUN: Municipality

Value	Label	Cases	Percentage
2026	Gagnef	4	0.4%
2029	Leksand	2	0.2%
2031	Rättvik	3	0.3%
2062	Mora	3	0.3%
2080	Falun	9	0.9%
2081	Borlänge	3	0.3%
2082	Säter	1	0.1%
2084	Avesta	1	0.1%
2085	Ludvika	8	0.8%
2104	Hofors	1	0.1%
2161	Ljusdal	3	0.3%
2180	Gävle	11	1.1%
2181	Sandviken	3	0.3%
2184	Hudiksvall	2	0.2%
2262	Timrå	1	0.1%
2280	Härnösand	4	0.4%
2281	Sundsvall	11	1.1%
2282	Kramfors	2	0.2%
2283	Sollefteå	3	0.3%
2284	Örnsköldsvik	5	0.5%
2309	Krokom	1	0.1%
2313	Strömsund	1	0.1%
2321	Åre	1	0.1%
2326	Berg	1	0.1%
2361	Härjedalen	1	0.1%
2380	Östersund	9	0.9%
2404	Vindeln	1	0.1%
2409	Robertsfors	2	0.2%
2417	Norsjö	1	0.1%
2425	Dorotea	1	0.1%
2462	Vilhelmina	1	0.1%
2463	Åsele	1	0.1%
2480	Umeå	23	2.3%
2481	Lycksele	2	0.2%
2482	Skellefteå	12	1.2%
2514	Kalix	4	0.4%
2523	Gällivare	3	0.3%
2560	Älvsbyn	2	0.2%
2580	Luleå	13	1.3%
2581	Piteå	2	0.2%
2582	Boden	3	0.3%
2583	Haparanda	2	0.2%
2584	Kiruna	3	0.3%

File : Förtroendebarmeter 2012

KOMMUN: Municipality

Value	Label	Cases	Percentage
0	0 points	4	

Warning: these figures indicate the number of cases found in the data file. They cannot be interpreted as summary statistics of the population of interest.

Information	[Type: discrete] [Format: numeric] [Range: 114- 2584] [Missing: *]
Statistics [NW/ W]	[Valid: 1013 /-] [Invalid: 4 /-]

Q5C: Political parties (merged)

Value	Label	Cases	Percentage
1	Social Democrats	186	18.3%
2	Moderate Party	355	34.9%
3	Center Party	34	3.3%
4	Liberal Party	47	4.6%
5	Christian Democrats	25	2.5%
6	Left Party	109	10.7%
7	Green Party	129	12.7%
8	Sweden Democrats	50	4.9%
9	Other party	11	1.1%
10	Inget av ovanstående	47	4.6%
11	Pirate Party	24	2.4%

Warning: these figures indicate the number of cases found in the data file. They cannot be interpreted as summary statistics of the population of interest.

Information	[Type: discrete] [Format: numeric] [Range: 1- 11] [Missing: *]
Statistics [NW/ W]	[Valid: 1017 /-] [Invalid: 0 /-]

Q1A_10: F.1AA Confidence in: The Government

Value	Label	Cases	Percentage
1	Very high trust	162	15.9%
2	Quite high trust	380	37.4%
3	Neither high nor low trust	237	23.3%
4	Quite low trust	139	13.7%
5	Very low trust	99	9.7%

Warning: these figures indicate the number of cases found in the data file. They cannot be interpreted as summary statistics of the population of interest.

Information	[Type: discrete] [Format: numeric] [Range: 1- 5] [Missing: *]
Statistics [NW/ W]	[Valid: 1017 /-] [Invalid: 0 /-]

Q1A_7: F.1AB Confidence in: The daily press

Value	Label	Cases	Percentage
1	Very high trust	18	1.8%
2	Quite high trust	230	22.6%

File : Förtroendebarmeter 2012

Q1A_7: F.1AB Confidence in: The daily press

Value	Label	Cases	Percentage
3	Neither high nor low trust	448	44.1%
4	Quite low trust	245	24.1%
5	Very low trust	76	7.5%

Warning: these figures indicate the number of cases found in the data file. They cannot be interpreted as summary statistics of the population of interest.

Information	[Type: discrete] [Format: numeric] [Range: 1- 5] [Missing: *]
Statistics [NW/ W]	[Valid: 1017 /-] [Invalid: 0 /-]

Q1A_1: F.1AC Confidence in: The parliament

Literal question How much confidence do you have in the way the following institutions and businesses do their job? - the Parliament

Value	Label	Cases	Percentage
1	Very high trust	63	6.2%
2	Quite high trust	424	41.7%
3	Neither high nor low trust	351	34.5%
4	Quite low trust	132	13.0%
5	Very low trust	47	4.6%

Warning: these figures indicate the number of cases found in the data file. They cannot be interpreted as summary statistics of the population of interest.

Information	[Type: discrete] [Format: numeric] [Range: 1- 5] [Missing: *]
Statistics [NW/ W]	[Valid: 1017 /-] [Invalid: 0 /-]

Q1A_11: F.1AD Confidence in: The banks

Literal question How much confidence do you have in the way the following institutions and businesses do their job? - The Banks

Value	Label	Cases	Percentage
1	Very high trust	26	2.6%
2	Quite high trust	218	21.4%
3	Neither high nor low trust	376	37.0%
4	Quite low trust	292	28.7%
5	Very low trust	105	10.3%

Warning: these figures indicate the number of cases found in the data file. They cannot be interpreted as summary statistics of the population of interest.

Information	[Type: discrete] [Format: numeric] [Range: 1- 5] [Missing: *]
Statistics [NW/ W]	[Valid: 1017 /-] [Invalid: 0 /-]

Q1A_6: F.1AE Confidence in: Radio/TV

Literal question How much confidence do you have in the way the following institutions and businesses do their job? - Radio/TV

Value	Label	Cases	Percentage
1	Very high trust	53	5.2%
2	Quite high trust	436	42.9%
3	Neither high nor low trust	399	39.2%
4	Quite low trust	108	10.6%
5	Very low trust	21	2.1%

Warning: these figures indicate the number of cases found in the data file. They cannot be interpreted as summary statistics of the population of interest.

File : Förtroendebarmeter 2012

Q1A_6: F.1AE Confidence in: Radio/TV

Information	[Type: discrete] [Format: numeric] [Range: 1- 5] [Missing: *]
Statistics [NW/ W]	[Valid: 1017 /-] [Invalid: 0 /-]

Q1A_5: F.1AF Confidence in: Big business

Literal question How much confidence do you have in the way the following institutions and businesses do their job? - Big business

Value	Label	Cases	Percentage
1	Very high trust	17	1.7%
2	Quite high trust	263	25.9%
3	Neither high nor low trust	486	47.8%
4	Quite low trust	196	19.3%
5	Very low trust	55	5.4%

Warning: these figures indicate the number of cases found in the data file. They cannot be interpreted as summary statistics of the population of interest.

Information	[Type: discrete] [Format: numeric] [Range: 1- 5] [Missing: *]
Statistics [NW/ W]	[Valid: 1017 /-] [Invalid: 0 /-]

Q1A_4: F.1AG Confidence in: Universities

Literal question How much confidence do you have in the way the following institutions and businesses do their job? - Universities

Value	Label	Cases	Percentage
1	Very high trust	104	10.2%
2	Quite high trust	545	53.6%
3	Neither high nor low trust	302	29.7%
4	Quite low trust	56	5.5%
5	Very low trust	10	1.0%

Warning: these figures indicate the number of cases found in the data file. They cannot be interpreted as summary statistics of the population of interest.

Information	[Type: discrete] [Format: numeric] [Range: 1- 5] [Missing: *]
Statistics [NW/ W]	[Valid: 1017 /-] [Invalid: 0 /-]

Q1A_8: F.1AH Confidence in: The trade unions

Literal question How much confidence do you have in the way the following institutions and businesses do their job? - The trade unions

Value	Label	Cases	Percentage
1	Very high trust	46	4.5%
2	Quite high trust	314	30.9%
3	Neither high nor low trust	383	37.7%
4	Quite low trust	190	18.7%
5	Very low trust	84	8.3%

Warning: these figures indicate the number of cases found in the data file. They cannot be interpreted as summary statistics of the population of interest.

Information	[Type: discrete] [Format: numeric] [Range: 1- 5] [Missing: *]
Statistics [NW/ W]	[Valid: 1017 /-] [Invalid: 0 /-]

File : Förtroendebarmeter 2012

Q1A_3: F.1AI Confidence in: The political parties

Literal question	How much confidence do you have in the way the following institutions and businesses do their job? - The political parties		
Value	Label	Cases	Percentage
1	Very high trust	12	1.2%
2	Quite high trust	172	16.9%
3	Neither high nor low trust	506	49.8%
4	Quite low trust	245	24.1%
5	Very low trust	82	8.1%
<i>Warning: these figures indicate the number of cases found in the data file. They cannot be interpreted as summary statistics of the population of interest.</i>			
Information	[Type: discrete] [Format: numeric] [Range: 1- 5] [Missing: *]		
Statistics [NW/ W]	[Valid: 1017 /-] [Invalid: 0 /-]		

Q1A_9: F.1AJ Confidence in: The Church of Sweden

Literal question	How much confidence do you have in the way the following institutions and businesses do their job? - The Church of Sweden		
Value	Label	Cases	Percentage
1	Very high trust	76	7.5%
2	Quite high trust	275	27.0%
3	Neither high nor low trust	425	41.8%
4	Quite low trust	149	14.7%
5	Very low trust	92	9.0%
<i>Warning: these figures indicate the number of cases found in the data file. They cannot be interpreted as summary statistics of the population of interest.</i>			
Information	[Type: discrete] [Format: numeric] [Range: 1- 5] [Missing: *]		
Statistics [NW/ W]	[Valid: 1017 /-] [Invalid: 0 /-]		

Q1A_2: F.1AK Confidence in: EU commission

Literal question	How much confidence do you have in the way the following institutions and businesses do their job? - EU commission		
Value	Label	Cases	Percentage
1	Very high trust	27	2.7%
2	Quite high trust	186	18.3%
3	Neither high nor low trust	463	45.5%
4	Quite low trust	236	23.2%
5	Very low trust	105	10.3%
<i>Warning: these figures indicate the number of cases found in the data file. They cannot be interpreted as summary statistics of the population of interest.</i>			
Information	[Type: discrete] [Format: numeric] [Range: 1- 5] [Missing: *]		
Statistics [NW/ W]	[Valid: 1017 /-] [Invalid: 0 /-]		

Q1A_12: F.1AL Confidence in: The Swedish Central Bank

Literal question	How much confidence do you have in the way the following institutions and businesses do their job? - The Swedish Central Bank		
-------------------------	---	--	--

File : Förtroendebarmeter 2012

Q1A_12: F.1AL Confidence in: The Swedish Central Bank

Value	Label	Cases	Percentage
1	Very high trust	126	12.4%
2	Quite high trust	419	41.2%
3	Neither high nor low trust	354	34.8%
4	Quite low trust	95	9.3%
5	Very low trust	23	2.3%

Warning: these figures indicate the number of cases found in the data file. They cannot be interpreted as summary statistics of the population of interest.

Information	[Type: discrete] [Format: numeric] [Range: 1- 5] [Missing: *]
Statistics [NW/ W]	[Valid: 1017 /-] [Invalid: 0 /-]

Q1A_13: F.1AM Confidence in: The Royal family

Literal question	How much confidence do you have in the way the following institutions and businesses do their job? - The Royal family
-------------------------	---

Value	Label	Cases	Percentage
1	Very high trust	95	9.3%
2	Quite high trust	260	25.6%
3	Neither high nor low trust	351	34.5%
4	Quite low trust	174	17.1%
5	Very low trust	137	13.5%

Warning: these figures indicate the number of cases found in the data file. They cannot be interpreted as summary statistics of the population of interest.

Information	[Type: discrete] [Format: numeric] [Range: 1- 5] [Missing: *]
Statistics [NW/ W]	[Valid: 1017 /-] [Invalid: 0 /-]

Q1A_14: F.1AN Confidence in: Health care

Literal question	How much confidence do you have in the way the following institutions and businesses do their job? - Health care
-------------------------	--

Value	Label	Cases	Percentage
1	Very high trust	99	9.7%
2	Quite high trust	475	46.7%
3	Neither high nor low trust	278	27.3%
4	Quite low trust	129	12.7%
5	Very low trust	36	3.5%

Warning: these figures indicate the number of cases found in the data file. They cannot be interpreted as summary statistics of the population of interest.

Information	[Type: discrete] [Format: numeric] [Range: 1- 5] [Missing: *]
Statistics [NW/ W]	[Valid: 1017 /-] [Invalid: 0 /-]

Q1A_15: F.1AO Confidence in: The local morning paper where you live

Literal question	How much confidence do you have in the way the following institutions and businesses do their job? - The local morning paper where you live
-------------------------	---

Value	Label	Cases	Percentage
1	Very high trust	66	6.5%
2	Quite high trust	411	40.4%
3	Neither high nor low trust	411	40.4%

File : Förtroendebarmeter 2012

Q1A_15: F.1AO Confidence in: The local morning paper where you live

Value	Label	Cases	Percentage
4	Quite low trust	102	10.0%
5	Very low trust	27	2.7%

Warning: these figures indicate the number of cases found in the data file. They cannot be interpreted as summary statistics of the population of interest.

Information	[Type: discrete] [Format: numeric] [Range: 1- 5] [Missing: *]
Statistics [NW/ W]	[Valid: 1017 /-] [Invalid: 0 /-]

Q1B_1: F.1BA Confidence in: The Swedish Social Democratic Party

Literal question	If you were to use the same scale to assess some other phenomena in Sweden, how would you place the following political parties? - The Swedish Social Democratic Party		
Value	Label	Cases	Percentage
1	Very high trust	41	4.0%
2	Quite high trust	197	19.4%
3	Neither high nor low trust	318	31.3%
4	Quite low trust	270	26.5%
5	Very low trust	191	18.8%

Warning: these figures indicate the number of cases found in the data file. They cannot be interpreted as summary statistics of the population of interest.

Information	[Type: discrete] [Format: numeric] [Range: 1- 5] [Missing: *]
Statistics [NW/ W]	[Valid: 1017 /-] [Invalid: 0 /-]

Q1B_2: F.1BB Confidence in: Moderate Party

Literal question	If you were to use the same scale to assess some other phenomena in Sweden, how would you place the following political parties? - Moderate Party		
Value	Label	Cases	Percentage
1	Very high trust	131	12.9%
2	Quite high trust	318	31.3%
3	Neither high nor low trust	264	26.0%
4	Quite low trust	162	15.9%
5	Very low trust	142	14.0%

Warning: these figures indicate the number of cases found in the data file. They cannot be interpreted as summary statistics of the population of interest.

Information	[Type: discrete] [Format: numeric] [Range: 1- 5] [Missing: *]
Statistics [NW/ W]	[Valid: 1017 /-] [Invalid: 0 /-]

Q1B_3: F.1BC Confidence in: Sweden Democrats

Literal question	If you were to use the same scale to assess some other phenomena in Sweden, how would you place the following political parties? - Sweden Democrats		
Value	Label	Cases	Percentage
1	Very high trust	17	1.7%
2	Quite high trust	58	5.7%
3	Neither high nor low trust	116	11.4%
4	Quite low trust	146	14.4%
5	Very low trust	680	66.9%

Warning: these figures indicate the number of cases found in the data file. They cannot be interpreted as summary statistics of the population of interest.

File : Förtroendebarmeter 2012

Q1B_3: F.1BC Confidence in: Sweden Democrats

Information	[Type: discrete] [Format: numeric] [Range: 1- 5] [Missing: *]
Statistics [NW/ W]	[Valid: 1017 /-] [Invalid: 0 /-]

Q1C_1: F.1CA Confidence in: Radio Sweden

Literal question	If you were to use the same scale to assess some other phenomena in Sweden, how would you place the following media corporations? - Radio Sweden
-------------------------	--

Value	Label	Cases	Percentage
1	Very high trust	252	24.8%
2	Quite high trust	544	53.5%
3	Neither high nor low trust	174	17.1%
4	Quite low trust	38	3.7%
5	Very low trust	9	0.9%

Warning: these figures indicate the number of cases found in the data file. They cannot be interpreted as summary statistics of the population of interest.

Information	[Type: discrete] [Format: numeric] [Range: 1- 5] [Missing: *]
Statistics [NW/ W]	[Valid: 1017 /-] [Invalid: 0 /-]

Q1C_2: F.1CB Swedish Television

Literal question	If you were to use the same scale to assess some other phenomena in Sweden, how would you place the following media corporations? - Swedish Television
-------------------------	--

Value	Label	Cases	Percentage
1	Very high trust	194	19.1%
2	Quite high trust	555	54.6%
3	Neither high nor low trust	214	21.0%
4	Quite low trust	42	4.1%
5	Very low trust	12	1.2%

Warning: these figures indicate the number of cases found in the data file. They cannot be interpreted as summary statistics of the population of interest.

Information	[Type: discrete] [Format: numeric] [Range: 1- 5] [Missing: *]
Statistics [NW/ W]	[Valid: 1017 /-] [Invalid: 0 /-]

Q1C_3: F.1CC Confidence in: TV4

Literal question	If you were to use the same scale to assess some other phenomena in Sweden, how would you place the following media corporations? - TV4
-------------------------	---

Value	Label	Cases	Percentage
1	Very high trust	37	3.6%
2	Quite high trust	343	33.7%
3	Neither high nor low trust	453	44.5%
4	Quite low trust	137	13.5%
5	Very low trust	47	4.6%

Warning: these figures indicate the number of cases found in the data file. They cannot be interpreted as summary statistics of the population of interest.

Information	[Type: discrete] [Format: numeric] [Range: 1- 5] [Missing: *]
Statistics [NW/ W]	[Valid: 1017 /-] [Invalid: 0 /-]

File : Förtroendebarmeter 2012

Q1C_4: F.1CD Confidence in: TV3

Literal question If you were to use the same scale to assess some other phenomena in Sweden, how would you place the following media corporations? - TV3

Value	Label	Cases	Percentage
1	Very high trust	14	1.4%
2	Quite high trust	133	13.1%
3	Neither high nor low trust	445	43.8%
4	Quite low trust	312	30.7%
5	Very low trust	113	11.1%

Warning: these figures indicate the number of cases found in the data file. They cannot be interpreted as summary statistics of the population of interest.

Information [Type: discrete] [Format: numeric] [Range: 1- 5] [Missing: *]

Statistics [NW/ W] [Valid: 1017 /-] [Invalid: 0 /-]

Q1C_5: F.1CE Confidence in: Dagens Nyheter

Literal question If you were to use the same scale to assess some other phenomena in Sweden, how would you place the following media corporations? - Dagens Nyheter

Value	Label	Cases	Percentage
1	Very high trust	82	8.1%
2	Quite high trust	431	42.4%
3	Neither high nor low trust	391	38.4%
4	Quite low trust	84	8.3%
5	Very low trust	29	2.9%

Warning: these figures indicate the number of cases found in the data file. They cannot be interpreted as summary statistics of the population of interest.

Information [Type: discrete] [Format: numeric] [Range: 1- 5] [Missing: *]

Statistics [NW/ W] [Valid: 1017 /-] [Invalid: 0 /-]

Q1C_6: F.1CF Confidence in: Aftonbladet

Literal question If you were to use the same scale to assess some other phenomena in Sweden, how would you place the following media corporations? - Aftonbladet

Value	Label	Cases	Percentage
1	Very high trust	15	1.5%
2	Quite high trust	113	11.1%
3	Neither high nor low trust	350	34.4%
4	Quite low trust	358	35.2%
5	Very low trust	181	17.8%

Warning: these figures indicate the number of cases found in the data file. They cannot be interpreted as summary statistics of the population of interest.

Information [Type: discrete] [Format: numeric] [Range: 1- 5] [Missing: *]

Statistics [NW/ W] [Valid: 1017 /-] [Invalid: 0 /-]

Q1C_7: F.1CG Confidence in: The local morning paper where you live

Literal question If you were to use the same scale to assess some other phenomena in Sweden, how would you place the following media corporations? - The local morning paper where you live

File : Förtroendebarmeter 2012

Q1C_7: F.1CG Confidence in: The local morning paper where you live

Value	Label	Cases	Percentage
1	Very high trust	88	8.7%
2	Quite high trust	419	41.2%
3	Neither high nor low trust	387	38.1%
4	Quite low trust	94	9.2%
5	Very low trust	29	2.9%

Warning: these figures indicate the number of cases found in the data file. They cannot be interpreted as summary statistics of the population of interest.

Information	[Type: discrete] [Format: numeric] [Range: 1- 5] [Missing: *]
Statistics [NW/ W]	[Valid: 1017 /-] [Invalid: 0 /-]

Q1D_1: F.1DA Confidence in: IKEA

Literal question If you were to use the same scale to assess some other phenomena in Sweden, how would you place the following corporations? - IKEA

Value	Label	Cases	Percentage
1	Very high trust	127	12.5%
2	Quite high trust	528	51.9%
3	Neither high nor low trust	307	30.2%
4	Quite low trust	40	3.9%
5	Very low trust	15	1.5%

Warning: these figures indicate the number of cases found in the data file. They cannot be interpreted as summary statistics of the population of interest.

Information	[Type: discrete] [Format: numeric] [Range: 1- 5] [Missing: *]
Statistics [NW/ W]	[Valid: 1017 /-] [Invalid: 0 /-]

Q1D_2: F.1DB Confidence in: Volvo

Literal question If you were to use the same scale to assess some other phenomena in Sweden, how would you place the following corporations? - Volvo

Value	Label	Cases	Percentage
1	Very high trust	107	10.5%
2	Quite high trust	498	49.0%
3	Neither high nor low trust	361	35.5%
4	Quite low trust	37	3.6%
5	Very low trust	14	1.4%

Warning: these figures indicate the number of cases found in the data file. They cannot be interpreted as summary statistics of the population of interest.

Information	[Type: discrete] [Format: numeric] [Range: 1- 5] [Missing: *]
Statistics [NW/ W]	[Valid: 1017 /-] [Invalid: 0 /-]

Q1D_3: F.1DC Confidence in: Ericsson

Literal question If you were to use the same scale to assess some other phenomena in Sweden, how would you place the following corporations? - Ericsson

Value	Label	Cases	Percentage
1	Very high trust	54	5.3%
2	Quite high trust	404	39.7%

File : Förtroendebarmeter 2012

Q1D_3: F.1DC Confidence in: Ericsson

Value	Label	Cases	Percentage
3	Neither high nor low trust	479	47.1%
4	Quite low trust	65	6.4%
5	Very low trust	15	1.5%

Warning: these figures indicate the number of cases found in the data file. They cannot be interpreted as summary statistics of the population of interest.

Information	[Type: discrete] [Format: numeric] [Range: 1- 5] [Missing: *]
Statistics [NW/ W]	[Valid: 1017 /-] [Invalid: 0 /-]

Q1D_4: F.1DD Confidence in: Coca-Cola

Literal question	If you were to use the same scale to assess some other phenomena in Sweden, how would you place the following corporations? - Coca-Cola
-------------------------	---

Value	Label	Cases	Percentage
1	Very high trust	37	3.6%
2	Quite high trust	151	14.8%
3	Neither high nor low trust	446	43.9%
4	Quite low trust	277	27.2%
5	Very low trust	106	10.4%

Warning: these figures indicate the number of cases found in the data file. They cannot be interpreted as summary statistics of the population of interest.

Information	[Type: discrete] [Format: numeric] [Range: 1- 5] [Missing: *]
Statistics [NW/ W]	[Valid: 1017 /-] [Invalid: 0 /-]

Q1D_5: F.1DE Confidence in: Skandia

Literal question	If you were to use the same scale to assess some other phenomena in Sweden, how would you place the following corporations? - Skandia
-------------------------	---

Value	Label	Cases	Percentage
1	Very high trust	20	2.0%
2	Quite high trust	146	14.4%
3	Neither high nor low trust	541	53.2%
4	Quite low trust	231	22.7%
5	Very low trust	79	7.8%

Warning: these figures indicate the number of cases found in the data file. They cannot be interpreted as summary statistics of the population of interest.

Information	[Type: discrete] [Format: numeric] [Range: 1- 5] [Missing: *]
Statistics [NW/ W]	[Valid: 1017 /-] [Invalid: 0 /-]

Q1D_6: F.1DF Confidence in: Astra Zeneca

Literal question	If you were to use the same scale to assess some other phenomena in Sweden, how would you place the following corporations? - Astra Zeneca
-------------------------	--

Value	Label	Cases	Percentage
1	Very high trust	22	2.2%
2	Quite high trust	210	20.6%
3	Neither high nor low trust	556	54.7%
4	Quite low trust	178	17.5%

File : Förtroendebarmeter 2012

Q1D_6: F.1DF Confidence in: Astra Zeneca

Value	Label	Cases	Percentage
5	Very low trust	51	5.0%

Warning: these figures indicate the number of cases found in the data file. They cannot be interpreted as summary statistics of the population of interest.

Information	[Type: discrete] [Format: numeric] [Range: 1- 5] [Missing: *]
Statistics [NW/ W]	[Valid: 1017 /-] [Invalid: 0 /-]

Q1D_7: F.1DG Confidence in: SAS

Literal question	If you were to use the same scale to assess some other phenomena in Sweden, how would you place the following corporations? - SAS
-------------------------	---

Value	Label	Cases	Percentage
1	Very high trust	36	3.5%
2	Quite high trust	279	27.4%
3	Neither high nor low trust	525	51.6%
4	Quite low trust	151	14.8%
5	Very low trust	26	2.6%

Warning: these figures indicate the number of cases found in the data file. They cannot be interpreted as summary statistics of the population of interest.

Information	[Type: discrete] [Format: numeric] [Range: 1- 5] [Missing: *]
Statistics [NW/ W]	[Valid: 1017 /-] [Invalid: 0 /-]

Q1D_8: F.1DH Confidence in: H&M

Literal question	If you were to use the same scale to assess some other phenomena in Sweden, how would you place the following corporations? - H&M
-------------------------	---

Value	Label	Cases	Percentage
1	Very high trust	58	5.7%
2	Quite high trust	300	29.5%
3	Neither high nor low trust	513	50.4%
4	Quite low trust	117	11.5%
5	Very low trust	29	2.9%

Warning: these figures indicate the number of cases found in the data file. They cannot be interpreted as summary statistics of the population of interest.

Information	[Type: discrete] [Format: numeric] [Range: 1- 5] [Missing: *]
Statistics [NW/ W]	[Valid: 1017 /-] [Invalid: 0 /-]

Q1D_9: F.1DI Confidence in: Saab

Literal question	If you were to use the same scale to assess some other phenomena in Sweden, how would you place the following corporations? - Saab
-------------------------	--

Value	Label	Cases	Percentage
1	Very high trust	20	2.0%
2	Quite high trust	86	8.5%
3	Neither high nor low trust	342	33.6%
4	Quite low trust	311	30.6%
5	Very low trust	258	25.4%

Warning: these figures indicate the number of cases found in the data file. They cannot be interpreted as summary statistics of the population of interest.

File : Förtroendebarmeter 2012

Q1D_9: F.1DI Confidence in: Saab

Information	[Type: discrete] [Format: numeric] [Range: 1- 5] [Missing: *]
Statistics [NW/ W]	[Valid: 1017 /-] [Invalid: 0 /-]

Q1D_10: F.1DJ Confidence in: Vattenfall

Literal question	If you were to use the same scale to assess some other phenomena in Sweden, how would you place the following corporations? - Vattenfall
-------------------------	--

Value	Label	Cases	Percentage
1	Very high trust	20	2.0%
2	Quite high trust	133	13.1%
3	Neither high nor low trust	414	40.7%
4	Quite low trust	309	30.4%
5	Very low trust	141	13.9%

Warning: these figures indicate the number of cases found in the data file. They cannot be interpreted as summary statistics of the population of interest.

Information	[Type: discrete] [Format: numeric] [Range: 1- 5] [Missing: *]
Statistics [NW/ W]	[Valid: 1017 /-] [Invalid: 0 /-]

Q1D_11: F.1DK Confidence in: SJ

Literal question	If you were to use the same scale to assess some other phenomena in Sweden, how would you place the following corporations? - SJ
-------------------------	--

Value	Label	Cases	Percentage
1	Very high trust	14	1.4%
2	Quite high trust	131	12.9%
3	Neither high nor low trust	349	34.3%
4	Quite low trust	356	35.0%
5	Very low trust	167	16.4%

Warning: these figures indicate the number of cases found in the data file. They cannot be interpreted as summary statistics of the population of interest.

Information	[Type: discrete] [Format: numeric] [Range: 1- 5] [Missing: *]
Statistics [NW/ W]	[Valid: 1017 /-] [Invalid: 0 /-]

Q1D_12: F.1DL Confidence in: TeliaSonera

Literal question	If you were to use the same scale to assess some other phenomena in Sweden, how would you place the following corporations? - TeliaSonera
-------------------------	---

Value	Label	Cases	Percentage
1	Very high trust	33	3.2%
2	Quite high trust	249	24.5%
3	Neither high nor low trust	488	48.0%
4	Quite low trust	184	18.1%
5	Very low trust	63	6.2%

Warning: these figures indicate the number of cases found in the data file. They cannot be interpreted as summary statistics of the population of interest.

Information	[Type: discrete] [Format: numeric] [Range: 1- 5] [Missing: *]
Statistics [NW/ W]	[Valid: 1017 /-] [Invalid: 0 /-]

File : Förtroendebarmeter 2012

Q1E_1: F.1EA Confidence in: The Swedish Public Employment Service

Literal question If you were to use the same scale to assess some other phenomena in Sweden, how would you place the following authorities? - The Swedish Public Employment Service

Value	Label	Cases	Percentage
1	Very high trust	13	1.3%
2	Quite high trust	133	13.1%
3	Neither high nor low trust	371	36.5%
4	Quite low trust	305	30.0%
5	Very low trust	195	19.2%

Warning: these figures indicate the number of cases found in the data file. They cannot be interpreted as summary statistics of the population of interest.

Information [Type: discrete] [Format: numeric] [Range: 1- 5] [Missing: *]

Statistics [NW/ W] [Valid: 1017 /-] [Invalid: 0 /-]

# Q1E_2: F.1EB Confidence in: The Swedish Social Insurance Agency			
Literal question	If you were to use the same scale to assess some other phenomena in Sweden, how would you place the following authorities? - The Swedish Social Insurance Agency		
Value	Label	Cases	Percentage
1	Very high trust	16	1.6%
2	Quite high trust	168	16.5%
3	Neither high nor low trust	377	37.1%
4	Quite low trust	280	27.5%
5	Very low trust	176	17.3%
<i>Warning: these figures indicate the number of cases found in the data file. They cannot be interpreted as summary statistics of the population of interest.</i>			
Information	[Type: discrete] [Format: numeric] [Range: 1- 5] [Missing: *]		
Statistics [NW/ W]	[Valid: 1017 /-] [Invalid: 0 /-]		

# Q1E_3: F.1EC Confidence in: The tax authorities			
Literal question	If you were to use the same scale to assess some other phenomena in Sweden, how would you place the following authorities? - The tax authorities		
Value	Label	Cases	Percentage
1	Very high trust	94	9.2%
2	Quite high trust	456	44.8%
3	Neither high nor low trust	362	35.6%
4	Quite low trust	65	6.4%
5	Very low trust	40	3.9%
<i>Warning: these figures indicate the number of cases found in the data file. They cannot be interpreted as summary statistics of the population of interest.</i>			
Information	[Type: discrete] [Format: numeric] [Range: 1- 5] [Missing: *]		
Statistics [NW/ W]	[Valid: 1017 /-] [Invalid: 0 /-]		

# Q1C2_1: F.1FA Confidence in: aftonbladet.se			
Literal question	If you were to use the same scale to assess some other phenomena in Sweden, how would you place the following online sites? - aftonbladet.se		
Value	Label	Cases	Percentage
1	Very high trust	14	1.4%
2	Quite high trust	124	12.2%
3	Neither high nor low trust	345	33.9%
4	Quite low trust	210	20.6%
5	Very low trust	212	20.8%
9	No opinion	112	11.0%
<i>Warning: these figures indicate the number of cases found in the data file. They cannot be interpreted as summary statistics of the population of interest.</i>			
Information	[Type: discrete] [Format: numeric] [Range: 1- 9] [Missing: *]		
Statistics [NW/ W]	[Valid: 1017 /-] [Invalid: 0 /-]		




# Q1C2_2: F.1FB Confidence in: Google			
Literal question	If you were to use the same scale to assess some other phenomena in Sweden, how would you place the following online sites? - Google		
Value	Label	Cases	Percentage
1	Very high trust	85	8.4%






# Q1C2_2: F.1FB Confidence in: Google			
Value	Label	Cases	Percentage
2	Quite high trust	444	43.7%
3	Neither high nor low trust	365	35.9%
4	Quite low trust	75	7.4%
5	Very low trust	15	1.5%
9	No opinion	33	3.2%
<i>Warning: these figures indicate the number of cases found in the data file. They cannot be interpreted as summary statistics of the population of interest.</i>			
Information	[Type: discrete] [Format: numeric] [Range: 1- 9] [Missing: *]		
Statistics [NW/ W]	[Valid: 1017 /-] [Invalid: 0 /-]		






# Q1C2_3: F.1FC Confidence in: Facebook			
Literal question	If you were to use the same scale to assess some other phenomena in Sweden, how would you place the following online sites? - Facebook		
Value	Label	Cases	Percentage
1	Very high trust	22	2.2%
2	Quite high trust	149	14.7%
3	Neither high nor low trust	336	33.0%
4	Quite low trust	173	17.0%
5	Very low trust	149	14.7%
9	No opinion	188	18.5%
<i>Warning: these figures indicate the number of cases found in the data file. They cannot be interpreted as summary statistics of the population of interest.</i>			
Information	[Type: discrete] [Format: numeric] [Range: 1- 9] [Missing: *]		
Statistics [NW/ W]	[Valid: 1017 /-] [Invalid: 0 /-]		






# Q1C2_4: F.1FD Confidence in: Wikipedia			
Literal question	If you were to use the same scale to assess some other phenomena in Sweden, how would you place the following online sites? - Wikipedia		
Value	Label	Cases	Percentage
1	Very high trust	61	6.0%
2	Quite high trust	329	32.4%
3	Neither high nor low trust	364	35.8%
4	Quite low trust	111	10.9%
5	Very low trust	38	3.7%
9	No opinion	114	11.2%
<i>Warning: these figures indicate the number of cases found in the data file. They cannot be interpreted as summary statistics of the population of interest.</i>			
Information	[Type: discrete] [Format: numeric] [Range: 1- 9] [Missing: *]		
Statistics [NW/ W]	[Valid: 1017 /-] [Invalid: 0 /-]		

# QB1A_1: F.1GA Confidence in: Lawyers			
Literal question	Listed below are a number of professions. Please indicate how much confidence you have for the skills of members of these professions. - Lawyers		
Value	Label	Cases	Percentage
1	Very high trust	84	8.3%
2	Quite high trust	496	48.8%

# QB1A_1: F.1GA Confidence in: Lawyers			
Value	Label	Cases	Percentage
3	Neither high nor low trust	324	 31.9%
4	Quite low trust	84	 8.3%
5	Very low trust	29	 2.9%
<i>Warning: these figures indicate the number of cases found in the data file. They cannot be interpreted as summary statistics of the population of interest.</i>			
Information	[Type: discrete] [Format: numeric] [Range: 1- 5] [Missing: *]		
Statistics [NW/ W]	[Valid: 1017 /-] [Invalid: 0 /-]		

# QB1A_2: F.1GB Confidence in: Architects			
Literal question	Listed below are a number of professions. Please indicate how much confidence you have for the skills of members of these professions. - Architects		
Value	Label	Cases	Percentage
1	Very high trust	99	 9.7%
2	Quite high trust	552	 54.3%
3	Neither high nor low trust	325	 32.0%
4	Quite low trust	28	 2.8%
5	Very low trust	13	 1.3%
<i>Warning: these figures indicate the number of cases found in the data file. They cannot be interpreted as summary statistics of the population of interest.</i>			
Information	[Type: discrete] [Format: numeric] [Range: 1- 5] [Missing: *]		
Statistics [NW/ W]	[Valid: 1017 /-] [Invalid: 0 /-]		

# QB1A_3: F.1GC Confidence in: Designer			
Literal question	Listed below are a number of professions. Please indicate how much confidence you have for the skills of members of these professions. - Designer		
Value	Label	Cases	Percentage
1	Very high trust	47	 4.6%
2	Quite high trust	379	 37.3%
3	Neither high nor low trust	494	 48.6%
4	Quite low trust	75	 7.4%
5	Very low trust	22	 2.2%
<i>Warning: these figures indicate the number of cases found in the data file. They cannot be interpreted as summary statistics of the population of interest.</i>			
Information	[Type: discrete] [Format: numeric] [Range: 1- 5] [Missing: *]		
Statistics [NW/ W]	[Valid: 1017 /-] [Invalid: 0 /-]		

# QB1A_4: F.1GD Confidence in: Judges			
Literal question	Listed below are a number of professions. Please indicate how much confidence you have for the skills of members of these professions. - Judges		
Value	Label	Cases	Percentage
1	Very high trust	170	 16.7%
2	Quite high trust	525	 51.6%
3	Neither high nor low trust	255	 25.1%
4	Quite low trust	47	 4.6%
5	Very low trust	20	 2.0%
<i>Warning: these figures indicate the number of cases found in the data file. They cannot be interpreted as summary statistics of the population of interest.</i>			

# QB1A_4: F.1GD Confidence in: Judges	
Information	[Type: discrete] [Format: numeric] [Range: 1- 5] [Missing: *]
Statistics [NW/ W]	[Valid: 1017 /-] [Invalid: 0 /-]

# QB1A_5: F.1GE Confidence in: Economists			
Literal question	Listed below are a number of professions. Please indicate how much confidence you have for the skills of members of these professions. - Economists		
Value	Label	Cases	Percentage
1	Very high trust	40	3.9%
2	Quite high trust	355	34.9%
3	Neither high nor low trust	471	46.3%
4	Quite low trust	118	11.6%
5	Very low trust	33	3.2%
<i>Warning: these figures indicate the number of cases found in the data file. They cannot be interpreted as summary statistics of the population of interest.</i>			
Information	[Type: discrete] [Format: numeric] [Range: 1- 5] [Missing: *]		
Statistics [NW/ W]	[Valid: 1017 /-] [Invalid: 0 /-]		

# QB1A_6: F.1GF Confidence in: Researchers			
Literal question	Listed below are a number of professions. Please indicate how much confidence you have for the skills of members of these professions. - Researchers		
Value	Label	Cases	Percentage
1	Very high trust	188	18.5%
2	Quite high trust	564	55.5%
3	Neither high nor low trust	243	23.9%
4	Quite low trust	14	1.4%
5	Very low trust	8	0.8%
<i>Warning: these figures indicate the number of cases found in the data file. They cannot be interpreted as summary statistics of the population of interest.</i>			
Information	[Type: discrete] [Format: numeric] [Range: 1- 5] [Missing: *]		
Statistics [NW/ W]	[Valid: 1017 /-] [Invalid: 0 /-]		




# QB1A_7: F.1GG Confidence in: Corporate leaders			
Literal question	Listed below are a number of professions. Please indicate how much confidence you have for the skills of members of these professions. - Corporate leaders		
Value	Label	Cases	Percentage
1	Very high trust	43	4.2%
2	Quite high trust	363	35.7%
3	Neither high nor low trust	489	48.1%
4	Quite low trust	103	10.1%
5	Very low trust	19	1.9%
<i>Warning: these figures indicate the number of cases found in the data file. They cannot be interpreted as summary statistics of the population of interest.</i>			
Information	[Type: discrete] [Format: numeric] [Range: 1- 5] [Missing: *]		
Statistics [NW/ W]	[Valid: 1017 /-] [Invalid: 0 /-]		






# QB1A_8: F.1GH Confidence in: Engineers			
Literal question	Listed below are a number of professions. Please indicate how much confidence you have for the skills of members of these professions. - Engineers		
Value	Label	Cases	Percentage
1	Very high trust	121	11.9%
2	Quite high trust	538	52.9%
3	Neither high nor low trust	329	32.4%
4	Quite low trust	23	2.3%
5	Very low trust	6	0.6%
<i>Warning: these figures indicate the number of cases found in the data file. They cannot be interpreted as summary statistics of the population of interest.</i>			
Information	[Type: discrete] [Format: numeric] [Range: 1- 5] [Missing: *]		
Statistics [NW/ W]	[Valid: 1017 /-] [Invalid: 0 /-]		






# QB1A_9: F.1GI Confidence in: Journalists			
Literal question	Listed below are a number of professions. Please indicate how much confidence you have for the skills of members of these professions. - Journalists		
Value	Label	Cases	Percentage
1	Very high trust	19	1.9%
2	Quite high trust	227	22.3%
3	Neither high nor low trust	435	42.8%
4	Quite low trust	245	24.1%
5	Very low trust	91	8.9%
<i>Warning: these figures indicate the number of cases found in the data file. They cannot be interpreted as summary statistics of the population of interest.</i>			
Information	[Type: discrete] [Format: numeric] [Range: 1- 5] [Missing: *]		
Statistics [NW/ W]	[Valid: 1017 /-] [Invalid: 0 /-]		






# QB1A_10: F.1GJ Confidence in: Doctors			
Literal question	Listed below are a number of professions. Please indicate how much confidence you have for the skills of members of these professions. - Doctors		
Value	Label	Cases	Percentage
1	Very high trust	218	21.4%
2	Quite high trust	585	57.5%
3	Neither high nor low trust	179	17.6%
4	Quite low trust	26	2.6%
5	Very low trust	9	0.9%
<i>Warning: these figures indicate the number of cases found in the data file. They cannot be interpreted as summary statistics of the population of interest.</i>			
Information	[Type: discrete] [Format: numeric] [Range: 1- 5] [Missing: *]		
Statistics [NW/ W]	[Valid: 1017 /-] [Invalid: 0 /-]		

# QB1A_11: F.1GK Confidence in: Teachers			
Literal question	Listed below are a number of professions. Please indicate how much confidence you have for the skills of members of these professions. - Teachers		
Value	Label	Cases	Percentage
1	Very high trust	113	11.1%
2	Quite high trust	503	49.5%

# QB1A_11: F.1GK Confidence in: Teachers			
Value	Label	Cases	Percentage
3	Neither high nor low trust	323	 31.8%
4	Quite low trust	68	 6.7%
5	Very low trust	10	 1.0%
<i>Warning: these figures indicate the number of cases found in the data file. They cannot be interpreted as summary statistics of the population of interest.</i>			
Information	[Type: discrete] [Format: numeric] [Range: 1- 5] [Missing: *]		
Statistics [NW/ W]	[Valid: 1017 /-] [Invalid: 0 /-]		

# QB1A_12: F.1GL Confidence in: Military officers			
Literal question	Listed below are a number of professions. Please indicate how much confidence you have for the skills of members of these professions. - Military officers		
Value	Label	Cases	Percentage
1	Very high trust	52	 5.1%
2	Quite high trust	290	 28.5%
3	Neither high nor low trust	535	 52.6%
4	Quite low trust	100	 9.8%
5	Very low trust	40	 3.9%
<i>Warning: these figures indicate the number of cases found in the data file. They cannot be interpreted as summary statistics of the population of interest.</i>			
Information	[Type: discrete] [Format: numeric] [Range: 1- 5] [Missing: *]		
Statistics [NW/ W]	[Valid: 1017 /-] [Invalid: 0 /-]		

# QB1A_13: F.1GM Confidence in: Police			
Literal question	Listed below are a number of professions. Please indicate how much confidence you have for the skills of members of these professions. - Police		
Value	Label	Cases	Percentage
1	Very high trust	125	 12.3%
2	Quite high trust	507	 49.9%
3	Neither high nor low trust	281	 27.6%
4	Quite low trust	84	 8.3%
5	Very low trust	20	 2.0%
<i>Warning: these figures indicate the number of cases found in the data file. They cannot be interpreted as summary statistics of the population of interest.</i>			
Information	[Type: discrete] [Format: numeric] [Range: 1- 5] [Missing: *]		
Statistics [NW/ W]	[Valid: 1017 /-] [Invalid: 0 /-]		

# QB1A_14: F.1GN Confidence in: Priests			
Literal question	Listed below are a number of professions. Please indicate how much confidence you have for the skills of members of these professions. - Priests		
Value	Label	Cases	Percentage
1	Very high trust	108	 10.6%
2	Quite high trust	389	 38.2%
3	Neither high nor low trust	345	 33.9%
4	Quite low trust	102	 10.0%
5	Very low trust	73	 7.2%
<i>Warning: these figures indicate the number of cases found in the data file. They cannot be interpreted as summary statistics of the population of interest.</i>			

# QB1A_14: F.1GN Confidence in: Priests	
Information	[Type: discrete] [Format: numeric] [Range: 1- 5] [Missing: *]
Statistics [NW/ W]	[Valid: 1017 /-] [Invalid: 0 /-]

# QB1A_15: F.1GO Confidence in: Psychiatrists			
Literal question	Listed below are a number of professions. Please indicate how much confidence you have for the skills of members of these professions. - Psychiatrists		
Value	Label	Cases	Percentage
1	Very high trust	62	6.1%
2	Quite high trust	319	31.4%
3	Neither high nor low trust	458	45.0%
4	Quite low trust	134	13.2%
5	Very low trust	44	4.3%
<i>Warning: these figures indicate the number of cases found in the data file. They cannot be interpreted as summary statistics of the population of interest.</i>			
Information	[Type: discrete] [Format: numeric] [Range: 1- 5] [Missing: *]		
Statistics [NW/ W]	[Valid: 1017 /-] [Invalid: 0 /-]		

# QB1A_16: F.1GP Confidence in: Psychologists			
Literal question	Listed below are a number of professions. Please indicate how much confidence you have for the skills of members of these professions. - Psychologists		
Value	Label	Cases	Percentage
1	Very high trust	64	6.3%
2	Quite high trust	311	30.6%
3	Neither high nor low trust	451	44.3%
4	Quite low trust	149	14.7%
5	Very low trust	42	4.1%
<i>Warning: these figures indicate the number of cases found in the data file. They cannot be interpreted as summary statistics of the population of interest.</i>			
Information	[Type: discrete] [Format: numeric] [Range: 1- 5] [Missing: *]		
Statistics [NW/ W]	[Valid: 1017 /-] [Invalid: 0 /-]		

# QB1A_17: F.1GQ Confidence in: Nurses			
Literal question	Listed below are a number of professions. Please indicate how much confidence you have for the skills of members of these professions. - Nurses		
Value	Label	Cases	Percentage
1	Very high trust	250	24.6%
2	Quite high trust	602	59.2%
3	Neither high nor low trust	145	14.3%
4	Quite low trust	15	1.5%
5	Very low trust	5	0.5%
<i>Warning: these figures indicate the number of cases found in the data file. They cannot be interpreted as summary statistics of the population of interest.</i>			
Information	[Type: discrete] [Format: numeric] [Range: 1- 5] [Missing: *]		
Statistics [NW/ W]	[Valid: 1017 /-] [Invalid: 0 /-]		

# QB1A_18: F.1GR Confidence in: Graduated social workers			
Literal question	Listed below are a number of professions. Please indicate how much confidence you have for the skills of members of these professions. - Graduated social workers		
Value	Label	Cases	Percentage
1	Very high trust	40	3.9%
2	Quite high trust	280	27.5%
3	Neither high nor low trust	528	51.9%
4	Quite low trust	122	12.0%
5	Very low trust	47	4.6%
<i>Warning: these figures indicate the number of cases found in the data file. They cannot be interpreted as summary statistics of the population of interest.</i>			
Information	[Type: discrete] [Format: numeric] [Range: 1- 5] [Missing: *]		
Statistics [NW/ W]	[Valid: 1017 /-] [Invalid: 0 /-]		

# QB1A_19: F.1GS Confidence in: University lecturers			
Literal question	Listed below are a number of professions. Please indicate how much confidence you have for the skills of members of these professions. - University lecturers		
Value	Label	Cases	Percentage
1	Very high trust	104	10.2%
2	Quite high trust	478	47.0%
3	Neither high nor low trust	377	37.1%
4	Quite low trust	45	4.4%
5	Very low trust	13	1.3%
<i>Warning: these figures indicate the number of cases found in the data file. They cannot be interpreted as summary statistics of the population of interest.</i>			
Information	[Type: discrete] [Format: numeric] [Range: 1- 5] [Missing: *]		
Statistics [NW/ W]	[Valid: 1017 /-] [Invalid: 0 /-]		

# QB1B_1: F.1HA Confidence in: Eva Hamilton			
Literal question	Now we would like to also ask you to specify your confidence in the following persons' way of working. If you do not know of them, you can also specify that you have no opinion. - Eva Hamilton, Swedish Television		
Value	Label	Cases	Percentage
1	Very high trust	50	7.1%
2	Quite high trust	329	46.7%
3	Neither high nor low trust	278	39.5%
4	Quite low trust	26	3.7%
5	Very low trust	21	3.0%
9	Vet ej	313	
<i>Warning: these figures indicate the number of cases found in the data file. They cannot be interpreted as summary statistics of the population of interest.</i>			
Information	[Type: discrete] [Format: numeric] [Range: 1- 5] [Missing: *]		
Statistics [NW/ W]	[Valid: 704 /-] [Invalid: 313 /-]		

# QB1B_2: F.1HB Confidence in: Mats Svegfors			
Literal question	Now we would like to also ask you to specify your confidence in the following persons' way of working. If you do not know of them, you can also specify that you have no opinion. - Mats Svegfors, Radio Sweden		
Value	Label	Cases	Percentage
1	Very high trust	51	10.3%

# QB1B_2: F.1HB Confidence in: Mats Svegfors			
Value	Label	Cases	Percentage
2	Quite high trust	231	46.8%
3	Neither high nor low trust	182	36.8%
4	Quite low trust	15	3.0%
5	Very low trust	15	3.0%
9	Vet ej	523	
<i>Warning: these figures indicate the number of cases found in the data file. They cannot be interpreted as summary statistics of the population of interest.</i>			
Information	[Type: discrete] [Format: numeric] [Range: 1- 5] [Missing: *]		
Statistics [NW/ W]	[Valid: 494 /-] [Invalid: 523 /-]		

# QB1B_3: F.1HC Confidence in: Gunilla Herlitz			
Literal question	Now we would like to also ask you to specify your confidence in the following persons' way of working. If you do not know of them, you can also specify that you have no opinion. - Gunilla Herlitz, DN		
Value	Label	Cases	Percentage
1	Very high trust	12	4.0%
2	Quite high trust	89	29.7%
3	Neither high nor low trust	161	53.7%
4	Quite low trust	19	6.3%
5	Very low trust	19	6.3%
9	Vet ej	717	
<i>Warning: these figures indicate the number of cases found in the data file. They cannot be interpreted as summary statistics of the population of interest.</i>			
Information	[Type: discrete] [Format: numeric] [Range: 1- 5] [Missing: *]		
Statistics [NW/ W]	[Valid: 300 /-] [Invalid: 717 /-]		

# QB1B_4: F.1HD Confidence in: Peter Wolodarski			
Literal question	Now we would like to also ask you to specify your confidence in the following persons' way of working. If you do not know of them, you can also specify that you have no opinion. - Peter Wolodarski, DN		
Value	Label	Cases	Percentage
1	Very high trust	46	11.8%
2	Quite high trust	141	36.1%
3	Neither high nor low trust	142	36.3%
4	Quite low trust	32	8.2%
5	Very low trust	30	7.7%
9	Vet ej	626	
<i>Warning: these figures indicate the number of cases found in the data file. They cannot be interpreted as summary statistics of the population of interest.</i>			
Information	[Type: discrete] [Format: numeric] [Range: 1- 5] [Missing: *]		
Statistics [NW/ W]	[Valid: 391 /-] [Invalid: 626 /-]		

# QB1B_5: F.1HE Confidence in: Lena Samuelsson			
Literal question	Now we would like to also ask you to specify your confidence in the following persons' way of working. If you do not know of them, you can also specify that you have no opinion. - Lena Samuelsson, SvD		
Value	Label	Cases	Percentage
1	Very high trust	14	4.9%
2	Quite high trust	86	30.4%

# QB1B_5: F.1HE Confidence in: Lena Samuelsson			
Value	Label	Cases	Percentage
3	Neither high nor low trust	142	50.2%
4	Quite low trust	21	7.4%
5	Very low trust	20	7.1%
9	Vet ej	734	
<i>Warning: these figures indicate the number of cases found in the data file. They cannot be interpreted as summary statistics of the population of interest.</i>			
Information	[Type: discrete] [Format: numeric] [Range: 1- 5] [Missing: *]		
Statistics [NW/ W]	[Valid: 283 /-] [Invalid: 734 /-]		

# QB1B_6: F.1HF Confidence in: Peter Hjärne			
Literal question	Now we would like to also ask you to specify your confidence in the following persons' way of working. If you do not know of them, you can also specify that you have no opinion. - Peter Hjärne, GP		
Value	Label	Cases	Percentage
1	Very high trust	12	4.4%
2	Quite high trust	78	28.7%
3	Neither high nor low trust	142	52.2%
4	Quite low trust	24	8.8%
5	Very low trust	16	5.9%
9	Vet ej	745	
<i>Warning: these figures indicate the number of cases found in the data file. They cannot be interpreted as summary statistics of the population of interest.</i>			
Information	[Type: discrete] [Format: numeric] [Range: 1- 5] [Missing: *]		
Statistics [NW/ W]	[Valid: 272 /-] [Invalid: 745 /-]		

# QB1B_7: F.1HG Confidence in: Jan Josefsson			
Literal question	Now we would like to also ask you to specify your confidence in the following persons' way of working. If you do not know of them, you can also specify that you have no opinion. - Jan Josefsson, SVT		
Value	Label	Cases	Percentage
1	Very high trust	105	13.1%
2	Quite high trust	324	40.3%
3	Neither high nor low trust	229	28.5%
4	Quite low trust	86	10.7%
5	Very low trust	59	7.3%
9	Vet ej	214	
<i>Warning: these figures indicate the number of cases found in the data file. They cannot be interpreted as summary statistics of the population of interest.</i>			
Information	[Type: discrete] [Format: numeric] [Range: 1- 5] [Missing: *]		
Statistics [NW/ W]	[Valid: 803 /-] [Invalid: 214 /-]		

# QB1B_8: F.1HH Confidence in: Anna Hedenmo			
Literal question	Now we would like to also ask you to specify your confidence in the following persons' way of working. If you do not know of them, you can also specify that you have no opinion. - Anna Hedenmo, SVT		
Value	Label	Cases	Percentage
1	Very high trust	71	12.3%
2	Quite high trust	269	46.5%
3	Neither high nor low trust	199	34.4%

# QB1B_8: F.1HH Confidence in: Anna Hedenmo			
Value	Label	Cases	Percentage
4	Quite low trust	15	2.6%
5	Very low trust	24	4.2%
9	Vet ej	439	

Warning: these figures indicate the number of cases found in the data file. They cannot be interpreted as summary statistics of the population of interest.

Information	[Type: discrete] [Format: numeric] [Range: 1- 5] [Missing: *]
Statistics [NW/ W]	[Valid: 578 /-] [Invalid: 439 /-]

# QB1B_9: F.1HI Confidence in: Fredrik Skavlan			
Literal question	Now we would like to also ask you to specify your confidence in the following persons' way of working. If you do not know of them, you can also specify that you have no opinion. - Fredrik Skavlan, SVT		
Value	Label	Cases	Percentage
1	Very high trust	72	8.1%
2	Quite high trust	352	39.8%
3	Neither high nor low trust	335	37.9%
4	Quite low trust	81	9.2%
5	Very low trust	44	5.0%
9	Vet ej	133	

Warning: these figures indicate the number of cases found in the data file. They cannot be interpreted as summary statistics of the population of interest.

Information	[Type: discrete] [Format: numeric] [Range: 1- 5] [Missing: *]
Statistics [NW/ W]	[Valid: 884 /-] [Invalid: 133 /-]

# QB1B_10: F.1HJ Confidence in: Jan Helin			
Literal question	Now we would like to also ask you to specify your confidence in the following persons' way of working. If you do not know of them, you can also specify that you have no opinion. - Jan Helin, Aftonbladet		
Value	Label	Cases	Percentage
1	Very high trust	9	2.1%
2	Quite high trust	60	13.9%
3	Neither high nor low trust	192	44.4%
4	Quite low trust	77	17.8%
5	Very low trust	94	21.8%
9	Vet ej	585	

Warning: these figures indicate the number of cases found in the data file. They cannot be interpreted as summary statistics of the population of interest.

Information	[Type: discrete] [Format: numeric] [Range: 1- 5] [Missing: *]
Statistics [NW/ W]	[Valid: 432 /-] [Invalid: 585 /-]

# QB1B_11: F.1HK Confidence in: Thomas Mattson			
Literal question	Now we would like to also ask you to specify your confidence in the following persons' way of working. If you do not know of them, you can also specify that you have no opinion. - Thomas Mattson, Expressen		
Value	Label	Cases	Percentage
1	Very high trust	3	0.7%
2	Quite high trust	46	11.5%
3	Neither high nor low trust	178	44.4%
4	Quite low trust	86	21.4%

# QB1B_11: F.1HK Confidence in: Thomas Mattson			
Value	Label	Cases	Percentage
5	Very low trust	88	21.9%
9	Vet ej	616	
<i>Warning: these figures indicate the number of cases found in the data file. They cannot be interpreted as summary statistics of the population of interest.</i>			
Information	[Type: discrete] [Format: numeric] [Range: 1- 5] [Missing: *]		
Statistics [NW/ W]	[Valid: 401 /-] [Invalid: 616 /-]		

# QB1B_12: F.1HL Confidence in: Jan Guillou			
Literal question	Now we would like to also ask you to specify your confidence in the following persons' way of working. If you do not know of them, you can also specify that you have no opinion. - Jan Guillou, columnist		
Value	Label	Cases	Percentage
1	Very high trust	41	4.5%
2	Quite high trust	217	23.6%
3	Neither high nor low trust	381	41.4%
4	Quite low trust	189	20.5%
5	Very low trust	93	10.1%
9	Vet ej	96	
<i>Warning: these figures indicate the number of cases found in the data file. They cannot be interpreted as summary statistics of the population of interest.</i>			
Information	[Type: discrete] [Format: numeric] [Range: 1- 5] [Missing: *]		
Statistics [NW/ W]	[Valid: 921 /-] [Invalid: 96 /-]		

# QB1B_13: F.1HM Confidence in: Åsa Linderborg			
Literal question	Now we would like to also ask you to specify your confidence in the following persons' way of working. If you do not know of them, you can also specify that you have no opinion. - Åsa Linderborg, Aftonbladet		
Value	Label	Cases	Percentage
1	Very high trust	21	5.1%
2	Quite high trust	87	21.1%
3	Neither high nor low trust	163	39.5%
4	Quite low trust	67	16.2%
5	Very low trust	75	18.2%
9	Vet ej	604	
<i>Warning: these figures indicate the number of cases found in the data file. They cannot be interpreted as summary statistics of the population of interest.</i>			
Information	[Type: discrete] [Format: numeric] [Range: 1- 5] [Missing: *]		
Statistics [NW/ W]	[Valid: 413 /-] [Invalid: 604 /-]		

# QB1B_14: F.1HN Confidence in: Jan Scherman			
Literal question	Now we would like to also ask you to specify your confidence in the following persons' way of working. If you do not know of them, you can also specify that you have no opinion. - Jan Scherman, TV4		
Value	Label	Cases	Percentage
1	Very high trust	16	2.3%
2	Quite high trust	167	23.9%
3	Neither high nor low trust	312	44.6%
4	Quite low trust	111	15.9%
5	Very low trust	93	13.3%

# QB1B_14: F.1HN Confidence in: Jan Scherman			
Value	Label	Cases	Percentage
9	Vet ej	318	
<i>Warning: these figures indicate the number of cases found in the data file. They cannot be interpreted as summary statistics of the population of interest.</i>			
Information	[Type: discrete] [Format: numeric] [Range: 1- 5] [Missing: *]		
Statistics [NW/ W]	[Valid: 699 /-] [Invalid: 318 /-]		

# QB1B_15: F.1HO Confidence in: Robert Aschberg			
Literal question	Now we would like to also ask you to specify your confidence in the following persons' way of working. If you do not know of them, you can also specify that you have no opinion. - Robert Aschberg, TV3		
Value	Label	Cases	Percentage
1	Very high trust	53	5.9%
2	Quite high trust	208	23.3%
3	Neither high nor low trust	318	35.7%
4	Quite low trust	177	19.9%
5	Very low trust	135	15.2%
9	Vet ej	126	
<i>Warning: these figures indicate the number of cases found in the data file. They cannot be interpreted as summary statistics of the population of interest.</i>			
Information	[Type: discrete] [Format: numeric] [Range: 1- 5] [Missing: *]		
Statistics [NW/ W]	[Valid: 891 /-] [Invalid: 126 /-]		

# QB1B_16: F.1HP Confidence in: Cristina Stenbeck			
Literal question	Now we would like to also ask you to specify your confidence in the following persons' way of working. If you do not know of them, you can also specify that you have no opinion. - Cristina Stenbeck, MTG		
Value	Label	Cases	Percentage
1	Very high trust	19	3.6%
2	Quite high trust	123	23.1%
3	Neither high nor low trust	263	49.3%
4	Quite low trust	68	12.8%
5	Very low trust	60	11.3%
9	Vet ej	484	
<i>Warning: these figures indicate the number of cases found in the data file. They cannot be interpreted as summary statistics of the population of interest.</i>			
Information	[Type: discrete] [Format: numeric] [Range: 1- 5] [Missing: *]		
Statistics [NW/ W]	[Valid: 533 /-] [Invalid: 484 /-]		

# QB1B_17: F.1HQ Confidence in: Göran Greijder			
Literal question	Now we would like to also ask you to specify your confidence in the following persons' way of working. If you do not know of them, you can also specify that you have no opinion. - Göran Greider, Dala-Demokraten		
Value	Label	Cases	Percentage
1	Very high trust	52	8.4%
2	Quite high trust	179	29.1%
3	Neither high nor low trust	203	33.0%
4	Quite low trust	100	16.2%
5	Very low trust	82	13.3%
9	Vet ej	401	

# QB1B_17: F.1HQ Confidence in: Göran Greijder	
<i>Warning: these figures indicate the number of cases found in the data file. They cannot be interpreted as summary statistics of the population of interest.</i>	
Information	[Type: discrete] [Format: numeric] [Range: 1- 5] [Missing: *]
Statistics [NW/ W]	[Valid: 616 /-] [Invalid: 401 /-]

# QB1B_18: F.1HR Confidence in: Amelia Adamo			
Literal question	Now we would like to also ask you to specify your confidence in the following persons' way of working. If you do not know of them, you can also specify that you have no opinion. - Amelia Adamo, Amelia m fl magasin		
Value	Label	Cases	Percentage
1	Very high trust	28	4.0%
2	Quite high trust	175	24.8%
3	Neither high nor low trust	325	46.0%
4	Quite low trust	108	15.3%
5	Very low trust	71	10.0%
9	Vet ej	310	
<i>Warning: these figures indicate the number of cases found in the data file. They cannot be interpreted as summary statistics of the population of interest.</i>			
Information	[Type: discrete] [Format: numeric] [Range: 1- 5] [Missing: *]		
Statistics [NW/ W]	[Valid: 707 /-] [Invalid: 310 /-]		

# QB1B_19: F.1HS Confidence in: Ola Sigvardsson			
Literal question	Now we would like to also ask you to specify your confidence in the following persons' way of working. If you do not know of them, you can also specify that you have no opinion. - Ola Sigvardsson, PO		
Value	Label	Cases	Percentage
1	Very high trust	6	2.9%
2	Quite high trust	39	18.6%
3	Neither high nor low trust	125	59.5%
4	Quite low trust	24	11.4%
5	Very low trust	16	7.6%
9	Vet ej	807	
<i>Warning: these figures indicate the number of cases found in the data file. They cannot be interpreted as summary statistics of the population of interest.</i>			
Information	[Type: discrete] [Format: numeric] [Range: 1- 5] [Missing: *]		
Statistics [NW/ W]	[Valid: 210 /-] [Invalid: 807 /-]		

# QB1B_20: F.1HT Confidence in: Cecilia Uddén			
Literal question	Now we would like to also ask you to specify your confidence in the following persons' way of working. If you do not know of them, you can also specify that you have no opinion. - Cecilia Uddén, Winner of the Swedish Grand Prize for Journalism		
Value	Label	Cases	Percentage
1	Very high trust	64	15.7%
2	Quite high trust	156	38.2%
3	Neither high nor low trust	157	38.5%
4	Quite low trust	13	3.2%
5	Very low trust	18	4.4%
9	Vet ej	609	
<i>Warning: these figures indicate the number of cases found in the data file. They cannot be interpreted as summary statistics of the population of interest.</i>			
Information	[Type: discrete] [Format: numeric] [Range: 1- 5] [Missing: *]		

# QB1B_20: F.1HT Confidence in: Cecilia Uddén	
Statistics [NW/ W]	[Valid: 408 /-] [Invalid: 609 /-]

# Q5A: F.2A Political party sympathy			
Literal question	Which party do you like best today?		
Value	Label	Cases	Percentage
1	Social Democrats	157	15.4%
2	Moderate Party	341	33.5%
3	Center Party	32	3.1%
4	Liberal Party	44	4.3%
5	Christian Democrats	23	2.3%
6	Left Party	104	10.2%
7	Green Party	124	12.2%
8	Sweden Democrats	43	4.2%
9	Other party	11	1.1%
10	None of the above	117	11.5%
11	Pirate Party	21	2.1%
<i>Warning: these figures indicate the number of cases found in the data file. They cannot be interpreted as summary statistics of the population of interest.</i>			
Information	[Type: discrete] [Format: numeric] [Range: 1- 11] [Missing: *]		
Statistics [NW/ W]	[Valid: 1017 /-] [Invalid: 0 /-]		

# Q5B: F.2B Closest political party			
Literal question	Which political party do you lean towards?		
Value	Label	Cases	Percentage
1	Social Democrats	29	24.8%
2	Moderate Party	14	12.0%
3	Center Party	2	1.7%
4	Liberal Party	3	2.6%
5	Christian Democrats	2	1.7%
6	Left Party	5	4.3%
7	Green Party	5	4.3%
8	Sweden Democrats	7	6.0%
10	None of the above	47	40.2%
11	Pirate Party	3	2.6%
Sysmiss		900	
<i>Warning: these figures indicate the number of cases found in the data file. They cannot be interpreted as summary statistics of the population of interest.</i>			
Information	[Type: discrete] [Format: numeric] [Range: 1- 11] [Missing: *]		
Statistics [NW/ W]	[Valid: 117 /-] [Invalid: 900 /-]		

# Q6: F.3 Current family category			
Literal question	If you had to describe your current family, which of the following categories do you think best applies?		
Value	Label	Cases	Percentage
1	Working-class family	339	33.3%
2	Agricultural family	21	2.1%

# Q6: F.3 Current family category			
Value	Label	Cases	Percentage
3	Civil servant's family	436	42.9%
4	Higher civil servant's family	139	13.7%
5	Industrialist family	82	8.1%
<i>Warning: these figures indicate the number of cases found in the data file. They cannot be interpreted as summary statistics of the population of interest.</i>			
Information	[Type: discrete] [Format: numeric] [Range: 1- 5] [Missing: *]		
Statistics [NW/ W]	[Valid: 1017 /-] [Invalid: 0 /-]		

# PNR: F.4 ZIP code			
	Respondentens svarsalternativ anges ej på grund av risk för bakvägsidentifikation.		
Pre-question	Avslutningsvis ett par frågor för den statistiska sammanställningen.		
Literal question	What is your ZIP code?		
Value	Label	Cases	Percentage
0	No information	1017	100.0%
<i>Warning: these figures indicate the number of cases found in the data file. They cannot be interpreted as summary statistics of the population of interest.</i>			
Information	[Type: discrete] [Format: numeric] [Range: 0- 0] [Missing: *]		
Statistics [NW/ W]	[Valid: 1017 /-] [Invalid: 0 /-]		

# UTB: F.5 Education level			
Literal question	What is your highest level of completed education?		
Value	Label	Cases	Percentage
1	Primary/Elementary school	62	6.1%
2	Primary/Elementary school - training	52	5.1%
3	Junior secondary school/Girls' school	10	1.0%
4	Junior secondary school/Girls' school - aiming at upper secondary school	13	1.3%
5	2 year upper secondary school education/High school degree	131	12.9%
6	3-4 year upper secondary school education/High school degree	249	24.5%
7	Post-secondary education/university/college	499	49.1%
8	No education	1	0.1%
9	No answer	0	
<i>Warning: these figures indicate the number of cases found in the data file. They cannot be interpreted as summary statistics of the population of interest.</i>			
Information	[Type: discrete] [Format: numeric] [Range: 1- 8] [Missing: *]		
Statistics [NW/ W]	[Valid: 1017 /-] [Invalid: 0 /-]		

# PERSINKOMST: F.6 Income			
Literal question		What is your personal income per month?	
Value	Label	Cases	Percentage
1	up to 10000 SEK per month	83	8.2%
2	10001-15000 SEK per month	65	6.4%
3	15001-20000 SEK per month	88	8.7%
4	20001-25000 SEK per month	164	16.1%
5	25001-30000 SEK per month	182	17.9%
6	30001-35000 SEK per month	119	11.7%
7	35001-40000 SEK per month	72	7.1%
8	40001-45000 SEK per month	43	4.2%
9	45001-50000 SEK per month	31	3.0%
10	more than 50000 SEK per month	46	4.5%
11		124	12.2%
99	Do not know/do not want to state	0	
<i>Warning: these figures indicate the number of cases found in the data file. They cannot be interpreted as summary statistics of the population of interest.</i>			
Information		[Type: discrete] [Format: numeric] [Range: 1- 11] [Missing: *]	
Statistics [NW/ W]		[Valid: 1017 /-] [Invalid: 0 /-]	

# HHINKOMST: F.7 Household's income			
Literal question		What is your household's income per month?	
Value	Label	Cases	Percentage
1	up to 10000 SEK per month	35	3.4%
2	10001-15000 SEK per month	30	2.9%
3	15001-20000 SEK per month	36	3.5%
4	20001-25000 SEK per month	60	5.9%
5	25001-30000 SEK per month	74	7.3%
6	30001-35000 SEK per month	83	8.2%
7	35001-40000 SEK per month	70	6.9%
8	40001-45000 SEK per month	64	6.3%
9	45001-50000 SEK per month	62	6.1%
10	50001-55000 SEK per month	78	7.7%
11	55001-60000 SEK per month	80	7.9%
12	60001-65000 SEK per month	61	6.0%
13	65001-70000 SEK per month	42	4.1%
14	more than 70000 SEK per month	100	9.8%
15		142	14.0%
99	Do not know/do not want to state	0	
<i>Warning: these figures indicate the number of cases found in the data file. They cannot be interpreted as summary statistics of the population of interest.</i>			
Information		[Type: discrete] [Format: numeric] [Range: 1- 15] [Missing: *]	
Statistics [NW/ W]		[Valid: 1017 /-] [Invalid: 0 /-]	