

**SND** Svensk Nationell Datatjänst



**VALU 2006 - SVT exit poll survey  
parliamentary election 2006**

**Holmberg, Sören**

University of Gothenburg, Department of Political Science

**Hernborn, Hans**

Sveriges Television

**Näsman, Per**

KTH Royal Institute of Technology, Division of Safety Research

# Metadataproduktion

<b>Metadataproducent</b>	Swedish national data service
<b>Produktionsdatum</b>	September 5, 2014
<b>Identifikation</b>	SND0844-001

# Innehållsförteckning

Översikt.....	4
Räckvidd och täckning.....	4
Producenter & sponsorer.....	5
Urval.....	5
Datainsamling.....	5
Tillgänglighet.....	5
Filbeskrivning.....	6
<u>VALU 2006</u> .....	_____
Varibellista.....	7
<u>VALU 2006</u> .....	7
Variabelbeskrivning.....	10
<u>VALU 2006</u> .....	_____

**VALU 2006 - SVT exit poll survey parliamentary election 2006(VALU06)**  
**VALU 2006 - SVT:s vallokalsundersökning riksdagsvalet 2006**

<b>Översikt</b>	
<b>Typ</b>	SVT exit poll surveys
<b>Identifikation</b>	SND0844-001
<b>Version</b>	Produktionsdatum: 2014-09-05 2.0
<b>Serie</b>	In Valu - Swedish exit poll surveys - voters leaving polling stations are asked by public service broadcaster Sveriges Television (SVT) to fill in a questionnaire and put it anonymously in a sealed box. After collecting and processing the responses, Sveriges Television is able to present an election forecast and an analysis of the reasons underlying the outcome of the election in it's Election Night broadcast. The surveys are referred to as VALU, an abbreviation for vallokalsundersökning, Swedish for exit poll survey. VALU has been carried out by the public service broadcaster Sveriges Television (SVT) in connection with all national elections since 1991; parliamentary elections, referendums, and elections to the European Parliament. The first exit poll survey in Sweden was carried out by SVT in collaboration with Stockholm University and University of Gothenburg. Since 1994, SVT has carried out the studies in collaboration with University of Gothenburg and the Royal Institute of Technology in Stockholm (KTH). SVT's main aim with VALU is to obtain an analytical basis for SVT's election night broadcast and for SVT's and other professional analysts' post-election analyses. Another aim is to be able to forecast the result of the election at an early stage during election night. VALU is carried out in geographical regions centred around the largest university cities. A university lecturer is appointed in each of the regions as regional survey leader. Together, these survey leaders are responsible for the field workers who carry out the survey where voting takes place before election day and outside polling stations during election day. Survey leaders and field workers are recruited from departments of statistics at the respective university. Thus, all survey leaders and field workers are familiar with statistical methods.
<b>Sammanfattning</b>	
This exit poll survey was carried out in connection with the parliamentary election on September 17, 2006. In VALU - Swedish exit poll surveys - voters leaving polling stations are asked by public service broadcaster Sveriges Television (SVT) to fill in a questionnaire and put it anonymously in a sealed box. After collecting and processing the responses, Sveriges Television is able to present an election forecast and an analysis of the reasons underlying the outcome of the election in it's Election Night broadcast. The surveys are referred to as VALU, an abbreviation for vallokalsundersökning, Swedish for exit poll survey. The first exit poll survey in Sweden was carried out at the parliamentary election in 1991. Since then similar studies have been carried out in connection with all Parliamentary elections, referendums and elections to the European Parliament.	
<b>Typ av data</b>	Voting data: Exit polls
<b>Analysenhet</b>	Individual

<b>Räckvidd och täckning</b>	
<b>Nyckelord</b>	trust, local government elections, trade union membership, party identification, political leaders, political participation, political party, government, religious attendance, parliamentary elections, voting, elections, election data, electoral issues, exit polls, voting behaviour
<b>Ämnesområden</b>	mass political behaviour, attitudes/opinion, elections
<b>Tidsperiod(er)</b>	2006

<b>Länder</b>	Sweden
<b>Population</b> Swedish electorate	

<b>Producenter &amp; sponsorer</b>	
<b>Primärforskare</b>	Holmberg, Sören, University of Gothenburg, Department of Political Science Hernborn, Hans, Sveriges Television Näsman, Per, KTH Royal Institute of Technology, Division of Safety Research
<b>Andra producenter</b>	Sveriges Television

<b>Urval</b>	
<b>Urvalsprocess</b> In VALU a selection is made of a number of electoral districts and in this way their respective polling station. The number of electoral districts to be selected for VALU is allocated among the different regions according to the size of the electorate. Within each region, the electoral districts are then selected to be included in VALU. This selection is based on the size and geographical location of the electoral district.	

<b>Datainsamling</b>	
<b>Insamlingsdatum</b>	start 2006-09-04 end 2006-09-17
<b>Tidsperiod(er)</b>	
<b>Datainsamlingsmetod</b>	Fixed form self-administred questionnaire: paper
<b>Anmärkningar för datainsamling</b> Andelen som vägrade fylla i enkäten vid de förtida röstningslokalerna var cirka 25%. Siffran baserar sig helt på bedömningar av fältombuden då ingen kontroll av antalet vägrare eller kartläggning av deras bakgrundsvariabler eller motiv för vägran gjordes. Spontant uppgav huvuddelen av vägrarna tidsbrist som motivet för vägran. Andelen vägrare under valdagen bedöms av fältombuden som genomgående lägre än vid de förtida röstningsställena.	

<b>Tillgänglighet</b>	
<b>Distributör(er)</b>	Swedish National Data Service

# Filbeskrivning

Datasetet innehåller 1 fil(er)

<b>VALU 2006</b>	
<b>Antal</b>	12316
<b>Variabler</b>	50

# Varibellista

Datasetet innehåller 50 variabler

VALU 2006			
#			
1	<a href="#">SND_studie</a>	SND study 0844	-
2	<a href="#">SND_dataset_..</a>	SND dataset 0844-001	-
3	<a href="#">SND_version_..</a>	SND version 2.0	-
4	<a href="#">ort</a>	Central location	-
5	<a href="#">typ</a>	Vote in advance or vote at poll station	-
6	<a href="#">f1</a>	Q.1 Party voted for in the 2006 parliamentary election	What party did you vote for today in the parliamentary election?
7	<a href="#">f2</a>	Q.2 Party voted for in the 2006 local government election	What party did you vote for today in the local government election?
8	<a href="#">f3</a>	Q.3 Marked a candidate on the ballot in the parliamentary election	Did you use the opportunity to vote for a particular candidate on your ballot in the parliamentary election?
9	<a href="#">f4</a>	Q.4 Marked a candidate on the ballot in the local government election	Did you use the opportunity to vote for a particular candidate on your ballot in the local government election?
10	<a href="#">f5</a>	Q.5 Time for party choice	When did you decide how to vote in the parliamentary election this year?
11	<a href="#">f6</a>	Q.6 Own opinions in correspondence with the opinions of the party voted on	How well do your opinions correspond with the opinions of the party you voted on in the parliamentary election
12	<a href="#">f7</a>	Q.7 Party voted for in the 2002 Parliamentary election	What party did you vote for in the last parliamentary election in 2002?
13	<a href="#">f81</a>	Q.8_1 Parties forming the government: Moderate Party	Which party or parties would you prefer to form the government after the election today? - Moderate Party
14	<a href="#">f82</a>	Q.8_2 Parties forming the government: Centre Party	Which party or parties would you prefer to form the government after the election today? - Centre Party
15	<a href="#">f83</a>	Q.8_3 Parties forming the government: Liberal Party	Which party or parties would you prefer to form the government after the election today? - Liberal Party
16	<a href="#">f84</a>	Q.8_4 Parties forming the government: Christian Democrats	Which party or parties would you prefer to form the government after the election today? - Christian Democrats
17	<a href="#">f85</a>	Q.8_5 Parties forming the government: Social Democrats	Which party or parties would you prefer to form the government after the election today? - Social Democrats
18	<a href="#">f86</a>	Q.8_6 Parties forming the government: Left Party	Which party or parties would you prefer to form the government after the election today? - Left Party
19	<a href="#">f87</a>	Q.8_7 Parties forming the government: Green Party	Which party or parties would you prefer to form the government after the election today? - Green Party
20	<a href="#">f88</a>	Q.8_8 Parties forming the government: No opinion	Which party or parties would you prefer to form the government after the election today? - No opinion
21	<a href="#">f9</a>	Q.9 Opinion on the Swedish EU membership	Do you think that Sweden should leave EU or remain a member of EU?
22	<a href="#">f10</a>	Q.10 Subjective placement on ideological left-right scale	Sometimes people talk of political opinions in terms of left-right. Where would you place yourself?
23	<a href="#">f11</a>	Q.11 Trust in Swedish politicians	Generally speaking, how much trust do you have in Swedish politicians?
24	<a href="#">f12</a>	Q.12 Gender	Are you a woman or a man?
25	<a href="#">f13</a>	Q.13 Year of birth	What year were you born in?

<b>VALU 2006</b>			
#			
26	<a href="#">f14</a>	Q.14 Church/communion attendance	How often do you usually attend a service or a meeting in a church/communion?
27	<a href="#">f15</a>	Q.15 Union membership	Are you a member of a trade union?
28	<a href="#">f16</a>	Q.16 Labour market situation	Which of these groups do you belong to?
29	<a href="#">f17</a>	Q.17 Current or previous occupational group	Which of these occupational groups do you/did you belong to?
30	<a href="#">f18</a>	Q.18 Employment sector	Are/were you employed by the state, local government or a private employer?
31	<a href="#">f19</a>	Q.19 Importance for choice of party: Party leader	What importance had the party leader for your choice of party today?
32	<a href="#">f20</a>	Q.20 Important issue for choice of party: Taxes	How important were the following issues for your choice of party today in the parliamentary election? - Taxes
33	<a href="#">f21</a>	Q.21 Important issue for choice of party: Environment	How important were the following issues for your choice of party today in the parliamentary election? - Environment
34	<a href="#">f22</a>	Q.22 Important issue for choice of party: Employment	How important were the following issues for your choice of party today in the parliamentary election? - Employment
35	<a href="#">f23</a>	Q.23 Important issue for choice of party: Swedish economy	How important were the following issues for your choice of party today in the parliamentary election? - Swedish economy
36	<a href="#">f24</a>	Q.24 Important issue for choice of party: Private economy	How important were the following issues for your choice of party today in the parliamentary election? - Your own private economy
37	<a href="#">f25</a>	Q.25 Important issue for choice of party: Swedish foreign and security policy	How important were the following issues for your choice of party today in the parliamentary election? - Swedish foreign and security policy
38	<a href="#">f26</a>	Q.26 Important issue for choice of party: Law and order	How important were the following issues for your choice of party today in the parliamentary election? - Law and order
39	<a href="#">f27</a>	Q.27 Important issue for choice of party: Refugees/Immigration	How important were the following issues for your choice of party today in the parliamentary election? - Refugees/Immigration
40	<a href="#">f28</a>	Q.28 Important issue for choice of party: EU/EMU	How important were the following issues for your choice of party today in the parliamentary election? - EU/EMU
41	<a href="#">f29</a>	Q.29 Important issue for choice of party: Health care	How important were the following issues for your choice of party today in the parliamentary election? - Health care
42	<a href="#">f30</a>	Q.30 Important issue for choice of party: Gender equality	How important were the following issues for your choice of party today in the parliamentary election? - Equality between women and men
43	<a href="#">f31</a>	Q.31 Important issue for choice of party: Schools and education	How important were the following issues for your choice of party today in the parliamentary election? - Schools and education
44	<a href="#">f32</a>	Q.32 Important issue for choice of party: Conditions for business	How important were the following issues for your choice of party today in the parliamentary election? - Conditions for business
45	<a href="#">f33</a>	Q.33 Important issue for choice of party: Energy and nuclear power	How important were the following issues for your choice of party today in the parliamentary election? - Energy and nuclear power
46	<a href="#">f34</a>	Q.34 Important issue for choice of party: Elderly care	How important were the following issues for your choice of party today in the parliamentary election? - Elderly care
47	<a href="#">f35</a>	Q.35 Important issue for choice of party: Child care	How important were the following issues for your choice of party today in the parliamentary election? - Child care



<b>VALU 2006</b>			
#			
48	<a href="#">f36</a>	Q.36 Area/country of upbringing: Yourself	Where did you, your father and your mother for the most part live as a child? - Yourself
49	<a href="#">f37</a>	Q.37 Area/country of upbringing: Father	Where did you, your father and your mother for the most part live as a child? - Father
50	<a href="#">f38</a>	Q.38 Area/country of upbringing: Mother	Where did you, your father and your mother for the most part live as a child? - Mother

# Variabelbeskrivning

**Datasetet innehåller 50 variabler**

## Fil : VALU 2006

### # SND\_studie: SND study 0844

SND study 0844: VALU 2006 - SVT exit poll parliamentary election 2006

Värde	Etikett	Fall	Procentandel
844	SND 0844	12316	100.0%
<i>Varning: Dessa siffror visar att antalet fall finns i datafilen. De kan inte tolkas som sammanfattande statistik.</i>			
<b>Information</b>	[Typ: diskret] [Format: numeric] [Spann: 844- 844] [Missing: *]		
<b>Statistik [Ej vikt./ Vikt.]</b>	[Valid: 12316 /-] [Ej valid: 0 /-]		

### # SND\_dataset: SND dataset 0844-001

SND dataset 0844-001: VALU 2006 - SVT exit poll parliamentary election 2006

Värde	Etikett	Fall	Procentandel
1	SND 0844-001	12316	100.0%
<i>Varning: Dessa siffror visar att antalet fall finns i datafilen. De kan inte tolkas som sammanfattande statistik.</i>			
<b>Information</b>	[Typ: diskret] [Format: numeric] [Spann: 1- 1] [Missing: *]		
<b>Statistik [Ej vikt./ Vikt.]</b>	[Valid: 12316 /-] [Ej valid: 0 /-]		

### # SND\_version: SND version 2.0

SND version 2.0, July 2014

Värde	Etikett	Fall	Procentandel
2	SND version 2.0	12316	100.0%
<i>Varning: Dessa siffror visar att antalet fall finns i datafilen. De kan inte tolkas som sammanfattande statistik.</i>			
<b>Information</b>	[Typ: diskret] [Format: numeric] [Spann: 2- 2] [Missing: *]		
<b>Statistik [Ej vikt./ Vikt.]</b>	[Valid: 12316 /-] [Ej valid: 0 /-]		

### # ort: Central location

Central location

Värde	Etikett	Fall	Procentandel
1	Stockholm	4390	35.6%
2	Lund	2605	21.2%
3	Göteborg	3010	24.4%
4	Sundsvall	2311	18.8%
<i>Varning: Dessa siffror visar att antalet fall finns i datafilen. De kan inte tolkas som sammanfattande statistik.</i>			
<b>Information</b>	[Typ: diskret] [Format: numeric] [Spann: 1- 4] [Missing: *]		
<b>Statistik [Ej vikt./ Vikt.]</b>	[Valid: 12316 /-] [Ej valid: 0 /-]		

### # typ: Vote in advance or vote at poll station

Vote in advance or vote at poll station

Värde	Etikett	Fall	Procentandel
1	Vote in advance	3317	26.9%
2	Vote at polling station	8999	73.1%
<i>Varning: Dessa siffror visar att antalet fall finns i datafilen. De kan inte tolkas som sammanfattande statistik.</i>			

## Fil : VALU 2006

### # typ: Vote in advance or vote at poll station

<b>Information</b>	[Typ: diskret] [Format: numeric] [Spann: 1- 2] [Missing: *]
<b>Statistik [Ej vikt./ Vikt.]</b>	[Valid: 12316 /-] [Ej valid: 0 /-]

### # f1: Q.1 Party voted for in the 2006 parliamentary election

**Inledande fråga**

At Sveriges Television, we want the election night broadcast on TV to reflect the opinions of the voters. We are therefore asking you to answer this questionnaire by crossing the appropriate boxes. You should not put your name on the questionnaire since you are to be anonymous to us. The results will only be reported in figures. No one can find out how you have answered. If you find it difficult to answer any question, leave it and go on to the next question. Thank you for helping us produce a good election broadcast on TV!

**Frågetext**

What party did you vote for today in the parliamentary election?

Värde	Etikett	Fall	Procentandel
1	Moderate Party	3191	26.4%
2	Centre Party	1014	8.4%
3	Liberal Party	986	8.1%
4	Christian Democrats	793	6.6%
5	Social Democrats	3665	30.3%
6	Left party	858	7.1%
7	Green Party	817	6.7%
81	Feminist Initiative	122	1.0%
82	June List	54	0.4%
83	Sweden Democrats	229	1.9%
84	Pensioners party	33	0.3%
85	Sjukvårdspartiet	28	0.2%
86	Other party	113	0.9%
87	Blank	150	1.2%
88	Did not vote	6	0.0%
89	Not entitled to vote	46	0.4%
999	NA	211	

*Varning: Dessa siffror visar att antalet fall finns i datafilen. De kan inte tolkas som sammanfattande statistik.*

<b>Information</b>	[Typ: diskret] [Format: numeric] [Spann: 1- 89] [Missing: */999]
<b>Statistik [Ej vikt./ Vikt.]</b>	[Valid: 12105 /-] [Ej valid: 211 /-]

### # f2: Q.2 Party voted for in the 2006 local government election

**Frågetext**

What party did you vote for today in the local government election?

Värde	Etikett	Fall	Procentandel
1	Moderate Party	2840	24.2%
2	Centre Party	1094	9.3%
3	Liberal Party	1107	9.4%
4	Christian Democrats	686	5.9%
5	Social Democrats	3472	29.6%
6	Left party	850	7.3%
7	Green Party	768	6.6%
81	Feminist Initiative	62	0.5%

## Fil : VALU 2006

### # f2: Q.2 Party voted for in the 2006 local government election

Värde	Etikett	Fall	Procentandel
82	June List	4	0.0%
83	Sweden Democrats	236	2.0%
84	Pensioners party	54	0.5%
85	Sjukvårdspartiet	101	0.9%
86	Other party	212	1.8%
87	Blank	186	1.6%
88	Did not vote	49	0.4%
999	NA	595	

Varning: Dessa siffror visar att antalet fall finns i datafilen. De kan inte tolkas som sammanfattande statistik.

**Information** [Typ: diskret] [Format: numeric] [Spann: 1- 88] [Missing: \*/999]

**Statistik [Ej vikt./ Vikt.]** [Valid: 11721 /-] [Ej valid: 595 /-]

### # f3: Q.3 Marked a candidate on the ballot in the parliamentary election

**Frågetext** Did you use the opportunity to vote for a particular candidate on your ballot in the parliamentary election?

Värde	Etikett	Fall	Procentandel
1	Yes	3531	30.7%
2	No	7952	69.3%
999	NA	833	

Varning: Dessa siffror visar att antalet fall finns i datafilen. De kan inte tolkas som sammanfattande statistik.

**Information** [Typ: diskret] [Format: numeric] [Spann: 1- 2] [Missing: \*/999]

**Statistik [Ej vikt./ Vikt.]** [Valid: 11483 /-] [Ej valid: 833 /-]

### # f4: Q.4 Marked a candidate on the ballot in the local government election

**Frågetext** Did you use the opportunity to vote for a particular candidate on your ballot in the local government election?

Värde	Etikett	Fall	Procentandel
1	Yes	4012	34.5%
2	No	7601	65.5%
999	NA	703	

Varning: Dessa siffror visar att antalet fall finns i datafilen. De kan inte tolkas som sammanfattande statistik.

**Information** [Typ: diskret] [Format: numeric] [Spann: 1- 2] [Missing: \*/999]

**Statistik [Ej vikt./ Vikt.]** [Valid: 11613 /-] [Ej valid: 703 /-]

### # f5: Q.5 Time for party choice

**Frågetext** When did you decide how to vote in the parliamentary election this year?

Värde	Etikett	Fall	Procentandel
1	Today	1623	13.4%
2	During the past week	2567	21.2%
3	Earlier during the election campaign	2474	20.5%
4	Have known for a long time how I was going to vote	5419	44.8%
999	NA	233	

Varning: Dessa siffror visar att antalet fall finns i datafilen. De kan inte tolkas som sammanfattande statistik.

## Fil : VALU 2006

### # f5: Q.5 Time for party choice

<b>Information</b>	[Typ: diskret] [Format: numeric] [Spann: 1- 4] [Missing: */999]
<b>Statistik [Ej vikt./ Vikt.]</b>	[Valid: 12083 /-] [Ej valid: 233 /-]

### # f6: Q.6 Own opinions in correspondence with the opinions of the party voted on

<b>Frågetext</b>	How well do your opinions correspond with the opinions of the party you voted on in the parliamentary election		
<b>Värde</b>	<b>Etikett</b>	<b>Fall</b>	<b>Procentandel</b>
1	Very well	2921	24.2%
2	Fairly well	7724	64.1%
3	Neither well nor poor	1225	10.2%
4	Fairly poor	103	0.9%
5	Very poor	78	0.6%
999	NA	265	
<i>Varning: Dessa siffror visar att antalet fall finns i datafilen. De kan inte tolkas som sammanfattande statistik.</i>			
<b>Information</b>	[Typ: diskret] [Format: numeric] [Spann: 1- 5] [Missing: */999]		
<b>Statistik [Ej vikt./ Vikt.]</b>	[Valid: 12051 /-] [Ej valid: 265 /-]		

### # f7: Q.7 Party voted for in the 2002 Parliamentary election

<b>Frågetext</b>	What party did you vote for in the last parliamentary election in 2002?		
<b>Värde</b>	<b>Etikett</b>	<b>Fall</b>	<b>Procentandel</b>
1	Moderate Party	2224	18.5%
2	Centre Party	640	5.3%
3	Liberal Party	1268	10.6%
4	Christian Democrats	718	6.0%
5	Social Democrats	3953	32.9%
6	Left party	978	8.1%
7	Green Party	647	5.4%
81	Other party	160	1.3%
82	Blank	275	2.3%
83	Did not vote	378	3.1%
84	Not entitled to vote 2002	770	6.4%
999	NA	305	
<i>Varning: Dessa siffror visar att antalet fall finns i datafilen. De kan inte tolkas som sammanfattande statistik.</i>			
<b>Information</b>	[Typ: diskret] [Format: numeric] [Spann: 1- 84] [Missing: */999]		
<b>Statistik [Ej vikt./ Vikt.]</b>	[Valid: 12011 /-] [Ej valid: 305 /-]		

### # f81: Q.8\_1 Parties forming the government: Moderate Party

<b>Frågetext</b>	Which party or parties would you prefer to form the government after the election today? - Moderate Party		
<b>Värde</b>	<b>Etikett</b>	<b>Fall</b>	<b>Procentandel</b>
0	Not marked	6865	56.9%
1	Moderate Party	5203	43.1%
999	NA	248	

## Fil : VALU 2006

### # f81: Q.8\_1 Parties forming the government: Moderate Party

Varning: Dessa siffror visar att antalet fall finns i datafilen. De kan inte tolkas som sammanfattande statistik.

**Information** [Typ: diskret] [Format: numeric] [Spann: 0- 1] [Missing: \*/999]

**Statistik [Ej vikt./ Vikt.]** [Valid: 12068 /-] [Ej valid: 248 /-]

### # f82: Q.8\_2 Parties forming the government: Centre Party

**Frågetext** Which party or parties would you prefer to form the government after the election today? - Centre Party

Värde	Etikett	Fall	Procentandel
0	Not marked	7907	65.5%
1	Centre Party	4161	34.5%
999	NA	248	

Varning: Dessa siffror visar att antalet fall finns i datafilen. De kan inte tolkas som sammanfattande statistik.

**Information** [Typ: diskret] [Format: numeric] [Spann: 0- 1] [Missing: \*/999]

**Statistik [Ej vikt./ Vikt.]** [Valid: 12068 /-] [Ej valid: 248 /-]

### # f83: Q.8\_3 Parties forming the government: Liberal Party

**Frågetext** Which party or parties would you prefer to form the government after the election today? - Liberal Party

Värde	Etikett	Fall	Procentandel
0	Not marked	7889	65.4%
1	Liberal Party	4179	34.6%
999	NA	248	

Varning: Dessa siffror visar att antalet fall finns i datafilen. De kan inte tolkas som sammanfattande statistik.

**Information** [Typ: diskret] [Format: numeric] [Spann: 0- 1] [Missing: \*/999]

**Statistik [Ej vikt./ Vikt.]** [Valid: 12068 /-] [Ej valid: 248 /-]

### # f84: Q.8\_4 Parties forming the government: Christian Democrats

**Frågetext** Which party or parties would you prefer to form the government after the election today? - Christian Democrats

Värde	Etikett	Fall	Procentandel
0	Not marked	8619	71.4%
1	Christian Democrats	3449	28.6%
999	NA	248	

Varning: Dessa siffror visar att antalet fall finns i datafilen. De kan inte tolkas som sammanfattande statistik.

**Information** [Typ: diskret] [Format: numeric] [Spann: 0- 1] [Missing: \*/999]

**Statistik [Ej vikt./ Vikt.]** [Valid: 12068 /-] [Ej valid: 248 /-]

### # f85: Q.8\_5 Parties forming the government: Social Democrats

**Frågetext** Which party or parties would you prefer to form the government after the election today? - Social Democrats

Värde	Etikett	Fall	Procentandel
0	Not marked	7374	61.1%
1	Social Democrats	4694	38.9%
999	NA	248	

Varning: Dessa siffror visar att antalet fall finns i datafilen. De kan inte tolkas som sammanfattande statistik.

## Fil : VALU 2006

### # f85: Q.8\_5 Parties forming the government: Social Democrats

**Information** [Typ: diskret] [Format: numeric] [Spann: 0- 1] [Missing: \*/999]

**Statistik [Ej vikt./ Vikt.]** [Valid: 12068 /-] [Ej valid: 248 /-]

### # f86: Q.8\_6 Parties forming the government: Left Party

**Frågetext** Which party or parties would you prefer to form the government after the election today? - Left Party

Värde	Etikett	Fall	Procentandel
0	Not marked	9505	78.8%
1	Left Party	2563	21.2%
999	NA	248	

*Varning: Dessa siffror visar att antalet fall finns i datafilen. De kan inte tolkas som sammanfattande statistik.*

**Information** [Typ: diskret] [Format: numeric] [Spann: 0- 1] [Missing: \*/999]

**Statistik [Ej vikt./ Vikt.]** [Valid: 12068 /-] [Ej valid: 248 /-]

### # f87: Q.8\_7 Parties forming the government: Green Party

**Frågetext** Which party or parties would you prefer to form the government after the election today? - Green Party

Värde	Etikett	Fall	Procentandel
0	Not marked	9244	76.6%
1	Green Party	2824	23.4%
999	NA	248	

*Varning: Dessa siffror visar att antalet fall finns i datafilen. De kan inte tolkas som sammanfattande statistik.*

**Information** [Typ: diskret] [Format: numeric] [Spann: 0- 1] [Missing: \*/999]

**Statistik [Ej vikt./ Vikt.]** [Valid: 12068 /-] [Ej valid: 248 /-]

### # f88: Q.8\_8 Parties forming the government: No opinion

**Frågetext** Which party or parties would you prefer to form the government after the election today? - No opinion

Värde	Etikett	Fall	Procentandel
0	Not marked	11558	95.8%
1	No opinion	510	4.2%
999	NA	248	

*Varning: Dessa siffror visar att antalet fall finns i datafilen. De kan inte tolkas som sammanfattande statistik.*

**Information** [Typ: diskret] [Format: numeric] [Spann: 0- 1] [Missing: \*/999]

**Statistik [Ej vikt./ Vikt.]** [Valid: 12068 /-] [Ej valid: 248 /-]

### # f9: Q.9 Opinion on the Swedish EU membership

**Frågetext** Do you think that Sweden should leave EU or remain a member of EU?

Värde	Etikett	Fall	Procentandel
1	Sweden should leave EU	3363	27.9%
2	Sweden should remain a member of EU	6962	57.8%
3	No opinion	1725	14.3%
999	NA	266	

*Varning: Dessa siffror visar att antalet fall finns i datafilen. De kan inte tolkas som sammanfattande statistik.*








## Fil : VALU 2006

### # f9: Q.9 Opinion on the Swedish EU membership

<b>Information</b>	[Typ: diskret] [Format: numeric] [Spann: 1- 3] [Missing: */999]
<b>Statistik [Ej vikt./ Vikt.]</b>	[Valid: 12050 /-] [Ej valid: 266 /-]

### # f10: Q.10 Subjective placement on ideological left-right scale

**Frågetext** Sometimes people talk of political opinions in terms of left-right. Where would you place yourself?





Värde	Etikett	Fall	Procentandel
1	Clearly to the left	2005	 16.8%
2	Somewhat to the left	2437	 20.4%
3	Neither left nor right	2646	 22.1%
4	Somewhat to the right	2966	 24.8%
5	Clearly to the right	1900	 15.9%
999	NA	362	

*Varning: Dessa siffror visar att antalet fall finns i datafilen. De kan inte tolkas som sammanfattande statistik.*

<b>Information</b>	[Typ: diskret] [Format: numeric] [Spann: 1- 5] [Missing: */999]
<b>Statistik [Ej vikt./ Vikt.]</b>	[Valid: 11954 /-] [Ej valid: 362 /-]

### # f11: Q.11 Trust in Swedish politicians

**Frågetext** Generally speaking, how much trust do you have in Swedish politicians?



Värde	Etikett	Fall	Procentandel
1	Very high	521	 4.3%
2	Quite high	6088	 50.2%
3	Quite low	4486	 37.0%
4	Very low	1041	 8.6%
999	NA	180	

*Varning: Dessa siffror visar att antalet fall finns i datafilen. De kan inte tolkas som sammanfattande statistik.*

<b>Information</b>	[Typ: diskret] [Format: numeric] [Spann: 1- 4] [Missing: */999]
<b>Statistik [Ej vikt./ Vikt.]</b>	[Valid: 12136 /-] [Ej valid: 180 /-]

### # f12: Q.12 Gender

**Frågetext** Are you a woman or a man?

Värde	Etikett	Fall	Procentandel
1	Woman	6101	 50.9%
2	Man	5889	 49.1%
999	NA	326	

*Varning: Dessa siffror visar att antalet fall finns i datafilen. De kan inte tolkas som sammanfattande statistik.*

<b>Information</b>	[Typ: diskret] [Format: numeric] [Spann: 1- 2] [Missing: */999]
<b>Statistik [Ej vikt./ Vikt.]</b>	[Valid: 11990 /-] [Ej valid: 326 /-]

### # f13: Q.13 Year of birth

**Frågetext** What year were you born in?

## Fil : VALU 2006

### # f13: Q.13 Year of birth

Värde	Etikett	Fall	Procentandel
1910	1910	1	0.0%
1911	1911	1	0.0%
1912	1912	1	0.0%
1913	1913	1	0.0%
1914	1914	9	0.1%
1915	1915	4	0.0%
1916	1916	2	0.0%
1917	1917	6	0.0%
1918	1918	3	0.0%
1919	1919	31	0.3%
1920	1920	10	0.1%
1921	1921	12	0.1%
1922	1922	14	0.1%
1923	1923	28	0.2%
1924	1924	40	0.3%
1925	1925	44	0.4%
1926	1926	52	0.4%
1927	1927	46	0.4%
1928	1928	57	0.5%
1929	1929	68	0.6%
1930	1930	73	0.6%
1931	1931	63	0.5%
1932	1932	102	0.8%
1933	1933	90	0.7%
1934	1934	108	0.9%
1935	1935	95	0.8%
1936	1936	125	1.0%
1937	1937	139	1.2%
1938	1938	136	1.1%
1939	1939	157	1.3%
1940	1940	123	1.0%
1941	1941	154	1.3%
1942	1942	186	1.5%
1943	1943	176	1.5%
1944	1944	224	1.9%
1945	1945	249	2.1%
1946	1946	238	2.0%
1947	1947	197	1.6%
1948	1948	237	2.0%
1949	1949	225	1.9%
1950	1950	199	1.7%
1951	1951	189	1.6%
1952	1952	210	1.7%

## Fil : VALU 2006

### # f13: Q.13 Year of birth

Värde	Etikett	Fall	Procentandel
1953	1953	219	1.8%
1954	1954	215	1.8%
1955	1955	217	1.8%
1956	1956	210	1.7%
1957	1957	218	1.8%
1958	1958	205	1.7%
1959	1959	202	1.7%
1960	1960	208	1.7%
1961	1961	193	1.6%
1962	1962	196	1.6%
1963	1963	195	1.6%
1964	1964	248	2.1%
1965	1965	253	2.1%
1966	1966	227	1.9%
1967	1967	258	2.1%
1968	1968	229	1.9%
1969	1969	225	1.9%
1970	1970	228	1.9%
1971	1971	242	2.0%
1972	1972	230	1.9%
1973	1973	249	2.1%
1974	1974	247	2.1%
1975	1975	254	2.1%
1976	1976	222	1.8%
1977	1977	242	2.0%
1978	1978	237	2.0%
1979	1979	243	2.0%
1980	1980	239	2.0%
1981	1981	233	1.9%
1982	1982	230	1.9%
1983	1983	214	1.8%
1984	1984	179	1.5%
1985	1985	192	1.6%
1986	1986	189	1.6%
1987	1987	170	1.4%
1988	1988	147	1.2%
999	NA	286	

Varning: Dessa siffror visar att antalet fall finns i datafilen. De kan inte tolkas som sammanfattande statistik.

<b>Information</b>	[Typ: diskret] [Format: numeric] [Spann: 1910- 1988] [Missing: */999]
<b>Statistik [Ej vikt./ Vikt.]</b>	[Valid: 12030 /-] [Ej valid: 286 /-]

## Fil : VALU 2006

### # f14: Q.14 Church/communion attendance

**Frågetext** How often do you usually attend a service or a meeting in a church/communion?

Värde	Etikett	Fall	Procentandel
1	At least once a month	875	7.2%
2	A couple of times a year	2166	17.8%
3	Less frequently	3918	32.3%
4	Never	5188	42.7%
999	NA	169	

*Varning: Dessa siffror visar att antalet fall finns i datafilen. De kan inte tolkas som sammanfattande statistik.*

**Information** [Typ: diskret] [Format: numeric] [Spann: 1- 4] [Missing: \*/999]

**Statistik [Ej vikt./ Vikt.]** [Valid: 12147 /-] [Ej valid: 169 /-]

### # f15: Q.15 Union membership

**Frågetext** Are you a member of a trade union?

Värde	Etikett	Fall	Procentandel
1	Yes, a LO union	2946	24.9%
2	Yes, a TCO union	1978	16.7%
3	Yes, a SACO union	1553	13.1%
4	No	5348	45.2%
999	NA	491	

*Varning: Dessa siffror visar att antalet fall finns i datafilen. De kan inte tolkas som sammanfattande statistik.*

**Information** [Typ: diskret] [Format: numeric] [Spann: 1- 4] [Missing: \*/999]

**Statistik [Ej vikt./ Vikt.]** [Valid: 11825 /-] [Ej valid: 491 /-]

### # f16: Q.16 Labour market situation

**Frågetext** Which of these groups do you belong to?

Värde	Etikett	Fall	Procentandel
1	Gainfully employed (including on sick leave, parental leave)	7453	63.9%
2	Participating in labour market policy measures	245	2.1%
3	Undergoing training organised by AMS	65	0.6%
4	Unemployed	513	4.4%
5	Old age/early retirement contractual pensioner	1825	15.6%
6	Disability pensioner	396	3.4%
7	Home worker	93	0.8%
81	Student	1082	9.3%
999	NA	644	

*Varning: Dessa siffror visar att antalet fall finns i datafilen. De kan inte tolkas som sammanfattande statistik.*

**Information** [Typ: diskret] [Format: numeric] [Spann: 1- 81] [Missing: \*/999]

**Statistik [Ej vikt./ Vikt.]** [Valid: 11672 /-] [Ej valid: 644 /-]

### # f17: Q.17 Current or previous occupational group

**Frågetext** Which of these occupational groups do you/did you belong to?

## Fil : VALU 2006

### # f17: Q.17 Current or previous occupational group

Värde	Etikett	Fall	Procentandel
1	White-collar worker	3915	33.6%
2	White-collar worker with supervisory status	1571	13.5%
3	White-collar worker uin a senior leadership position	409	3.5%
4	Blue collar worker	3677	31.5%
5	Blue collar worker with supervisory status	523	4.5%
6	Farmer: no employee	92	0.8%
7	Farmer: one or more employees	28	0.2%
81	Self-employed/entrepreneur: no employee	474	4.1%
82	Self-employed/entrepreneur: 1-9 employees	368	3.2%
83	Self-employed/entrepreneur: 10 or more employees	129	1.1%
84	Never been employed	473	4.1%
999	NA	657	

Varning: Dessa siffror visar att antalet fall finns i datafilen. De kan inte tolkas som sammanfattande statistik.

**Information** [Typ: diskret] [Format: numeric] [Spann: 1- 84] [Missing: \*/999]

**Statistik [Ej vikt./ Vikt.]** [Valid: 11659 /-] [Ej valid: 657 /-]

### # f18: Q.18 Employment sector

Frågetext	Are/were you employed by the state, local government or a private employer?		
Värde	Etikett	Fall	Procentandel
1	State	1534	13.3%
2	Local/regional government	3333	28.8%
3	Private	6193	53.6%
4	Never had paid work	493	4.3%
999	NA	763	

Varning: Dessa siffror visar att antalet fall finns i datafilen. De kan inte tolkas som sammanfattande statistik.

**Information** [Typ: diskret] [Format: numeric] [Spann: 1- 4] [Missing: \*/999]

**Statistik [Ej vikt./ Vikt.]** [Valid: 11553 /-] [Ej valid: 763 /-]

### # f19: Q.19 Importance for choice of party: Party leader

Frågetext	What importance had the party leader for your choice of party today?		
Värde	Etikett	Fall	Procentandel
1	Very great	2454	20.5%
2	Fairly great	4607	38.5%
3	Neither great nor small	3105	25.9%
4	Fairly small	1075	9.0%
5	Very small	730	6.1%
999	NA	345	

Varning: Dessa siffror visar att antalet fall finns i datafilen. De kan inte tolkas som sammanfattande statistik.

**Information** [Typ: diskret] [Format: numeric] [Spann: 1- 5] [Missing: \*/999]

**Statistik [Ej vikt./ Vikt.]** [Valid: 11971 /-] [Ej valid: 345 /-]

## Fil : VALU 2006

### # f20: Q.20 Important issue for choice of party: Taxes

**Frågetext** How important were the following issues for your choice of party today in the parliamentary election? - Taxes

Värde	Etikett	Fall	Procentandel
1	Very great importance	3659	32.3%
2	Fairly great importance	4708	41.6%
3	Neither great nor small importance	2174	19.2%
4	Fairly small importance	541	4.8%
5	Very small importance	239	2.1%
999	NA	995	

*Varning: Dessa siffror visar att antalet fall finns i datafilen. De kan inte tolkas som sammanfattande statistik.*

**Information** [Typ: diskret] [Format: numeric] [Spann: 1- 5] [Missing: \*/999]

**Statistik [Ej vikt./ Vikt.]** [Valid: 11321 /-] [Ej valid: 995 /-]

### # f21: Q.21 Important issue for choice of party: Environment

**Frågetext** How important were the following issues for your choice of party today in the parliamentary election? - Environment

Värde	Etikett	Fall	Procentandel
1	Very great importance	3439	30.8%
2	Fairly great importance	4612	41.3%
3	Neither great nor small importance	2360	21.1%
4	Fairly small importance	533	4.8%
5	Very small importance	234	2.1%
999	NA	1138	

*Varning: Dessa siffror visar att antalet fall finns i datafilen. De kan inte tolkas som sammanfattande statistik.*

**Information** [Typ: diskret] [Format: numeric] [Spann: 1- 5] [Missing: \*/999]

**Statistik [Ej vikt./ Vikt.]** [Valid: 11178 /-] [Ej valid: 1138 /-]

### # f22: Q.22 Important issue for choice of party: Employment

**Frågetext** How important were the following issues for your choice of party today in the parliamentary election? - Employment

Värde	Etikett	Fall	Procentandel
1	Very great importance	6252	55.5%
2	Fairly great importance	3817	33.9%
3	Neither great nor small importance	973	8.6%
4	Fairly small importance	121	1.1%
5	Very small importance	98	0.9%
999	NA	1055	

*Varning: Dessa siffror visar att antalet fall finns i datafilen. De kan inte tolkas som sammanfattande statistik.*

**Information** [Typ: diskret] [Format: numeric] [Spann: 1- 5] [Missing: \*/999]

**Statistik [Ej vikt./ Vikt.]** [Valid: 11261 /-] [Ej valid: 1055 /-]

### # f23: Q.23 Important issue for choice of party: Swedish economy

**Frågetext** How important were the following issues for your choice of party today in the parliamentary election? - Swedish economy

## Fil : VALU 2006

### # f23: Q.23 Important issue for choice of party: Swedish economy

Värde	Etikett	Fall	Procentandel
1	Very great importance	5655	50.4%
2	Fairly great importance	4159	37.1%
3	Neither great nor small importance	1170	10.4%
4	Fairly small importance	145	1.3%
5	Very small importance	81	0.7%
999	NA	1106	

Varning: Dessa siffror visar att antalet fall finns i datafilen. De kan inte tolkas som sammanfattande statistik.

**Information** [Typ: diskret] [Format: numeric] [Spann: 1- 5] [Missing: \*/999]

**Statistik [Ej vikt./ Vikt.]** [Valid: 11210 /-] [Ej valid: 1106 /-]

### # f24: Q.24 Important issue for choice of party: Private economy

**Frågetext** How important were the following issues for your choice of party today in the parliamentary election? - Your own private economy

Värde	Etikett	Fall	Procentandel
1	Very great importance	4894	43.7%
2	Fairly great importance	3760	33.6%
3	Neither great nor small importance	1907	17.0%
4	Fairly small importance	418	3.7%
5	Very small importance	222	2.0%
999	NA	1115	

Varning: Dessa siffror visar att antalet fall finns i datafilen. De kan inte tolkas som sammanfattande statistik.

**Information** [Typ: diskret] [Format: numeric] [Spann: 1- 5] [Missing: \*/999]

**Statistik [Ej vikt./ Vikt.]** [Valid: 11201 /-] [Ej valid: 1115 /-]

### # f25: Q.25 Important issue for choice of party: Swedish foreign and security policy

**Frågetext** How important were the following issues for your choice of party today in the parliamentary election? - Swedish foreign and security policy

Värde	Etikett	Fall	Procentandel
1	Very great importance	2517	23.0%
2	Fairly great importance	4132	37.7%
3	Neither great nor small importance	3231	29.5%
4	Fairly small importance	791	7.2%
5	Very small importance	285	2.6%
999	NA	1360	

Varning: Dessa siffror visar att antalet fall finns i datafilen. De kan inte tolkas som sammanfattande statistik.

**Information** [Typ: diskret] [Format: numeric] [Spann: 1- 5] [Missing: \*/999]

**Statistik [Ej vikt./ Vikt.]** [Valid: 10956 /-] [Ej valid: 1360 /-]

### # f26: Q.26 Important issue for choice of party: Law and order

**Frågetext** How important were the following issues for your choice of party today in the parliamentary election? - Law and order

## Fil : VALU 2006

### # f26: Q.26 Important issue for choice of party: Law and order

Värde	Etikett	Fall	Procentandel
1	Very great importance	4606	40.9%
2	Fairly great importance	3879	34.5%
3	Neither great nor small importance	2109	18.7%
4	Fairly small importance	472	4.2%
5	Very small importance	189	1.7%
999	NA	1061	

Varning: Dessa siffror visar att antalet fall finns i datafilen. De kan inte tolkas som sammanfattande statistik.

**Information** [Typ: diskret] [Format: numeric] [Spann: 1- 5] [Missing: \*/999]

**Statistik [Ej vikt./ Vikt.]** [Valid: 11255 /-] [Ej valid: 1061 /-]

### # f27: Q.27 Important issue for choice of party: Refugees/Immigration

**Frågetext** How important were the following issues for your choice of party today in the parliamentary election? - Refugees/Immigration

Värde	Etikett	Fall	Procentandel
1	Very great importance	2750	24.8%
2	Fairly great importance	3792	34.3%
3	Neither great nor small importance	3342	30.2%
4	Fairly small importance	774	7.0%
5	Very small importance	411	3.7%
999	NA	1247	

Varning: Dessa siffror visar att antalet fall finns i datafilen. De kan inte tolkas som sammanfattande statistik.

**Information** [Typ: diskret] [Format: numeric] [Spann: 1- 5] [Missing: \*/999]

**Statistik [Ej vikt./ Vikt.]** [Valid: 11069 /-] [Ej valid: 1247 /-]

### # f28: Q.28 Important issue for choice of party: EU/EMU

**Frågetext** How important were the following issues for your choice of party today in the parliamentary election? - EU/EMU

Värde	Etikett	Fall	Procentandel
1	Very great importance	2185	20.0%
2	Fairly great importance	3426	31.4%
3	Neither great nor small importance	3799	34.8%
4	Fairly small importance	968	8.9%
5	Very small importance	536	4.9%
999	NA	1402	

Varning: Dessa siffror visar att antalet fall finns i datafilen. De kan inte tolkas som sammanfattande statistik.

**Information** [Typ: diskret] [Format: numeric] [Spann: 1- 5] [Missing: \*/999]

**Statistik [Ej vikt./ Vikt.]** [Valid: 10914 /-] [Ej valid: 1402 /-]

### # f29: Q.29 Important issue for choice of party: Health care

**Frågetext** How important were the following issues for your choice of party today in the parliamentary election? - Health care



## Fil : VALU 2006

### # f29: Q.29 Important issue for choice of party: Health care

Värde	Etikett	Fall	Procentandel
1	Very great importance	5835	51.3%
2	Fairly great importance	3873	34.1%
3	Neither great nor small importance	1338	11.8%
4	Fairly small importance	207	1.8%
5	Very small importance	113	1.0%
999	NA	950	

Varning: Dessa siffror visar att antalet fall finns i datafilen. De kan inte tolkas som sammanfattande statistik.

**Information** [Typ: diskret] [Format: numeric] [Spann: 1- 5] [Missing: \*/999]

**Statistik [Ej vikt./ Vikt.]** [Valid: 11366 /-] [Ej valid: 950 /-]

### # f30: Q.30 Important issue for choice of party: Gender equality

**Frågetext** How important were the following issues for your choice of party today in the parliamentary election? - Equality between women and men

Värde	Etikett	Fall	Procentandel
1	Very great importance	4103	36.7%
2	Fairly great importance	3516	31.5%
3	Neither great nor small importance	2492	22.3%
4	Fairly small importance	608	5.4%
5	Very small importance	448	4.0%
999	NA	1149	

Varning: Dessa siffror visar att antalet fall finns i datafilen. De kan inte tolkas som sammanfattande statistik.

**Information** [Typ: diskret] [Format: numeric] [Spann: 1- 5] [Missing: \*/999]

**Statistik [Ej vikt./ Vikt.]** [Valid: 11167 /-] [Ej valid: 1149 /-]

### # f31: Q.31 Important issue for choice of party: Schools and education

**Frågetext** How important were the following issues for your choice of party today in the parliamentary election? - Schools and education

Värde	Etikett	Fall	Procentandel
1	Very great importance	6147	54.2%
2	Fairly great importance	3766	33.2%
3	Neither great nor small importance	1169	10.3%
4	Fairly small importance	166	1.5%
5	Very small importance	96	0.8%
999	NA	972	

Varning: Dessa siffror visar att antalet fall finns i datafilen. De kan inte tolkas som sammanfattande statistik.

**Information** [Typ: diskret] [Format: numeric] [Spann: 1- 5] [Missing: \*/999]

**Statistik [Ej vikt./ Vikt.]** [Valid: 11344 /-] [Ej valid: 972 /-]

### # f32: Q.32 Important issue for choice of party: Conditions for business

**Frågetext** How important were the following issues for your choice of party today in the parliamentary election? - Conditions for business

## Fil : VALU 2006

### # f32: Q.32 Important issue for choice of party: Conditions for business

Värde	Etikett	Fall	Procentandel
1	Very great importance	3916	35.3%
2	Fairly great importance	3770	34.0%
3	Neither great nor small importance	2507	22.6%
4	Fairly small importance	600	5.4%
5	Very small importance	285	2.6%
999	NA	1238	

Varning: Dessa siffror visar att antalet fall finns i datafilen. De kan inte tolkas som sammanfattande statistik.

**Information** [Typ: diskret] [Format: numeric] [Spann: 1- 5] [Missing: \*/999]

**Statistik [Ej vikt./ Vikt.]** [Valid: 11078 /-] [Ej valid: 1238 /-]

### # f33: Q.33 Important issue for choice of party: Energy and nuclear power

**Frågetext** How important were the following issues for your choice of party today in the parliamentary election? - Energy and nuclear power

Värde	Etikett	Fall	Procentandel
1	Very great importance	3893	35.0%
2	Fairly great importance	4103	36.8%
3	Neither great nor small importance	2432	21.8%
4	Fairly small importance	492	4.4%
5	Very small importance	217	1.9%
999	NA	1179	

Varning: Dessa siffror visar att antalet fall finns i datafilen. De kan inte tolkas som sammanfattande statistik.

**Information** [Typ: diskret] [Format: numeric] [Spann: 1- 5] [Missing: \*/999]

**Statistik [Ej vikt./ Vikt.]** [Valid: 11137 /-] [Ej valid: 1179 /-]

### # f34: Q.34 Important issue for choice of party: Elderly care

**Frågetext** How important were the following issues for your choice of party today in the parliamentary election? - Elderly care

Värde	Etikett	Fall	Procentandel
1	Very great importance	5191	45.2%
2	Fairly great importance	3688	32.1%
3	Neither great nor small importance	1881	16.4%
4	Fairly small importance	484	4.2%
5	Very small importance	242	2.1%
999	NA	830	

Varning: Dessa siffror visar att antalet fall finns i datafilen. De kan inte tolkas som sammanfattande statistik.

**Information** [Typ: diskret] [Format: numeric] [Spann: 1- 5] [Missing: \*/999]

**Statistik [Ej vikt./ Vikt.]** [Valid: 11486 /-] [Ej valid: 830 /-]

### # f35: Q.35 Important issue for choice of party: Child care

**Frågetext** How important were the following issues for your choice of party today in the parliamentary election? - Child care

## Fil : VALU 2006

### # f35: Q.35 Important issue for choice of party: Child care

Värde	Etikett	Fall	Procentandel
1	Very great importance	4577	40.6%
2	Fairly great importance	3529	31.3%
3	Neither great nor small importance	2156	19.1%
4	Fairly small importance	619	5.5%
5	Very small importance	391	3.5%
999	NA	1044	

Varning: Dessa siffror visar att antalet fall finns i datafilen. De kan inte tolkas som sammanfattande statistik.

**Information** [Typ: diskret] [Format: numeric] [Spann: 1- 5] [Missing: \*/999]

**Statistik [Ej vikt./ Vikt.]** [Valid: 11272 /-] [Ej valid: 1044 /-]

### # f36: Q.36 Area/country of upbringing: Yourself

Frågetext		Where did you, your father and your mother for the most part live as a child? - Yourself	
Värde	Etikett	Fall	Procentandel
1	Rural area in Sweden	2889	24.5%
2	Village in Sweden	3468	29.5%
3	City/town in Sweden	2757	23.4%
4	Stockholm, Gothenburg, Malmö	2045	17.4%
5	Other Nordic country	179	1.5%
6	Other European country	221	1.9%
7	Non-European country	214	1.8%
999	NA	543	

Varning: Dessa siffror visar att antalet fall finns i datafilen. De kan inte tolkas som sammanfattande statistik.

**Information** [Typ: diskret] [Format: numeric] [Spann: 1- 7] [Missing: \*/999]

**Statistik [Ej vikt./ Vikt.]** [Valid: 11773 /-] [Ej valid: 543 /-]

### # f37: Q.37 Area/country of upbringing: Father

Frågetext		Where did you, your father and your mother for the most part live as a child? - Father	
Värde	Etikett	Fall	Procentandel
1	Rural area in Sweden	3987	34.8%
2	Village in Sweden	2890	25.2%
3	City/town in Sweden	2064	18.0%
4	Stockholm, Gothenburg, Malmö	1438	12.6%
5	Other Nordic country	350	3.1%
6	Other European country	402	3.5%
7	Non-European country	326	2.8%
999	NA	859	

Varning: Dessa siffror visar att antalet fall finns i datafilen. De kan inte tolkas som sammanfattande statistik.

**Information** [Typ: diskret] [Format: numeric] [Spann: 1- 7] [Missing: \*/999]

**Statistik [Ej vikt./ Vikt.]** [Valid: 11457 /-] [Ej valid: 859 /-]

**Fil : VALU 2006****# f38: Q.38 Area/country of upbringing: Mother****Frågetext**

Where did you, your father and your mother for the most part live as a child? - Mother

Värde	Etikett	Fall	Procentandel
1	Rural area in Sweden	4024	35.0%
2	Village in Sweden	2879	25.1%
3	City/town in Sweden	2096	18.2%
4	Stockholm, Gothenburg, Malmö	1422	12.4%
5	Other Nordic country	410	3.6%
6	Other European country	367	3.2%
7	Non-European country	294	2.6%
999	NA	824	

*Varning: Dessa siffror visar att antalet fall finns i datafilen. De kan inte tolkas som sammanfattande statistik.***Information**

[Typ: diskret] [Format: numeric] [Spann: 1- 7] [Missing: \*/999]

**Statistik [Ej vikt./ Vikt.]**

[Valid: 11492 /-] [Ej valid: 824 /-]